



LIZ Bulletin

DFS Situation and Information Centre

Week 11

11 MAR 2019 - 17 MAR 2019

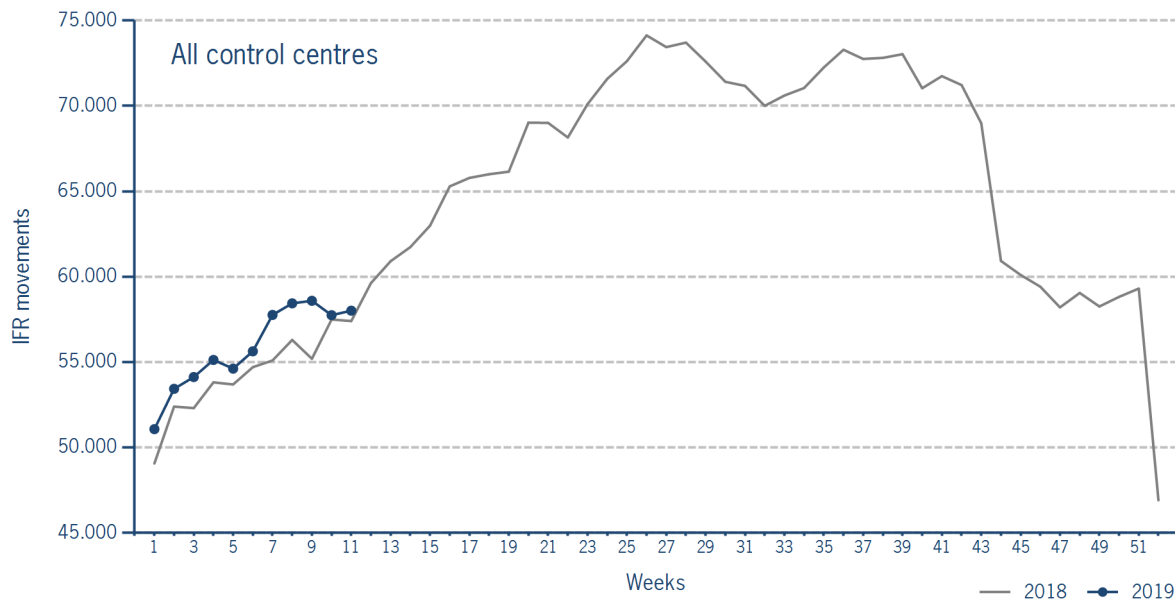
Version 20.03.2019

Please Note: Saarbrücken airport (EDDR) is closed from 10 March to 31 March 2019

IFR flights in the Federal Republic of Germany

IFR movements (entries, exits, overflights and domestics) in all control sectors with a German designator.

	2019	2018	Trend
Week 11	58.005	57.398	1,1%
Cumulated Weeks	614.493	597.384	2,9%

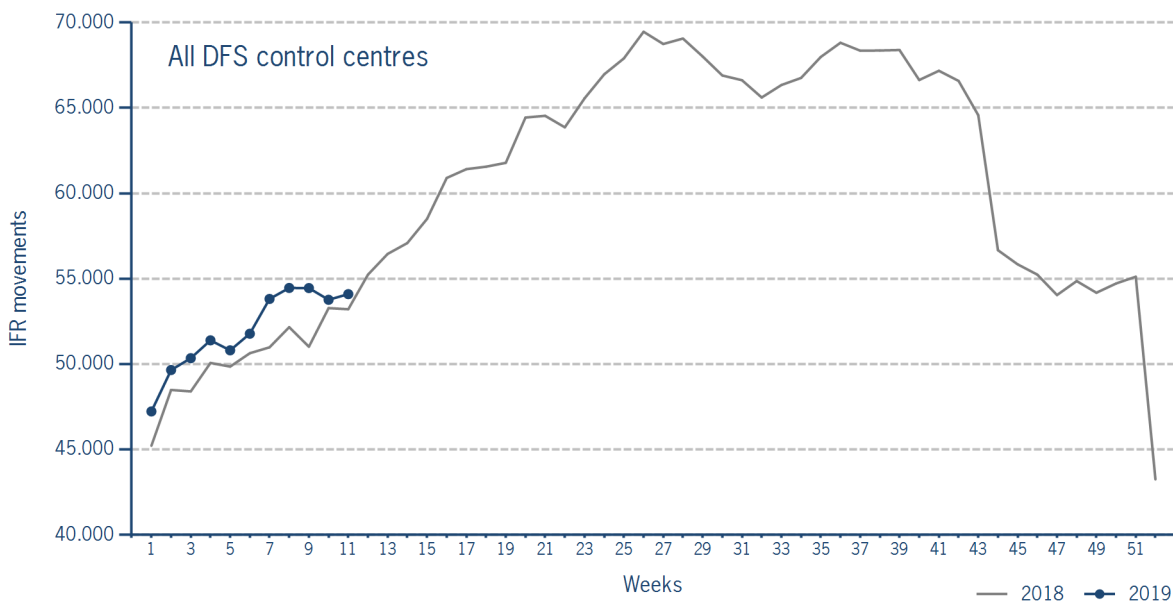


Please note: This count covers the traffic in the area build by all control sectors with a German designator („ED“), regardless of the service provider, including civil and military traffic in sectors controlled by DFS and Maastricht UAC (Maastricht-Hannover sectors). The area counted is composed of modular control sectors designed for ATC purposes with partly cross border structures and is therefore not identical to the political border of the Federal Republic of Germany or the national Flight Information Region (FIR).

IFR flights controlled by DFS

IFR movements (entries, exits, overflights and domestics) in control sectors controlled by DFS.

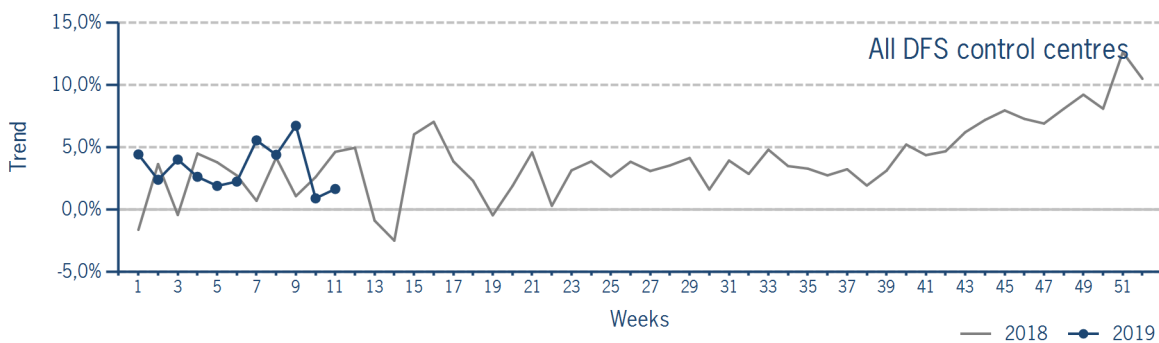
	2019	2018	Trend
Week 11	54.093	53.207	1,7%
Cumulated Weeks	571.730	553.248	3,3%



Please note: This count covers the traffic in the area build by control sectors of DFS control centres, including civil and military traffic. Traffic in Maastricht UAC (Maastricht-Hannover sectors) is not counted.

IFR flights controlled by DFS - trend

Trend in the number of IFR movements (entries, exits, overflights and domestics) in control sectors controlled by DFS.

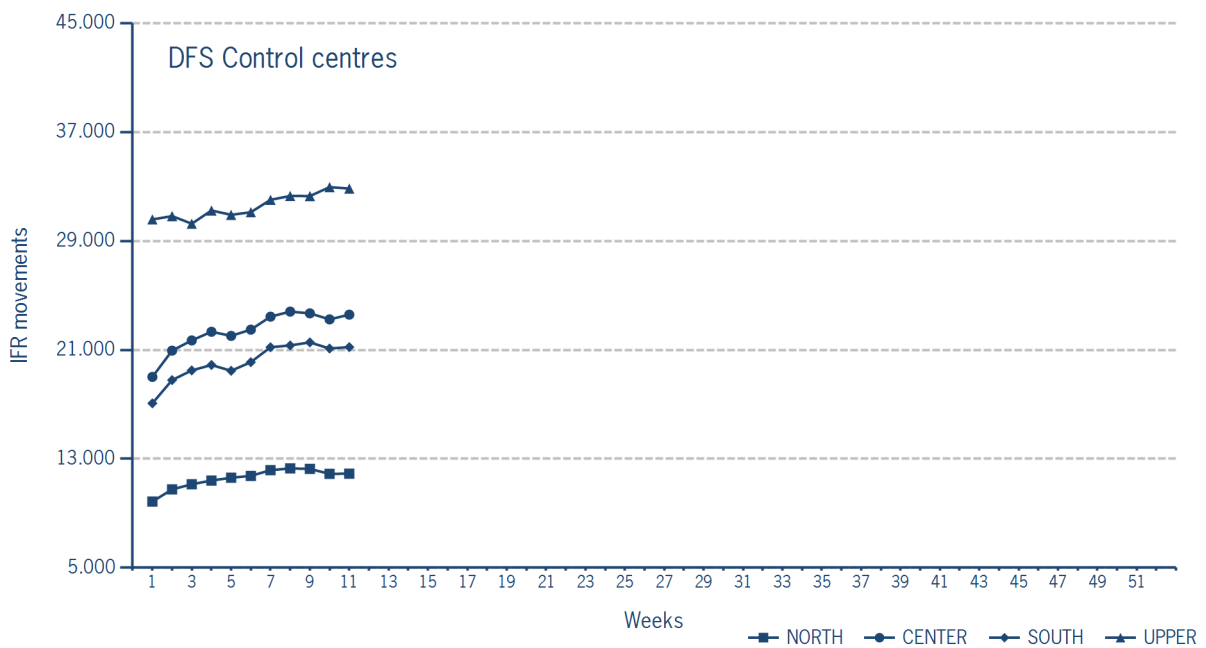


IFR flights controlled by DFS - in detail

IFR movements (entries, exits, overflights and domestics) controlled by DFS at the different control centres.

	NORTH	CENTER	SOUTH	UPPER
Week 11	11.911	23.589	21.206	32.854
Trend	0,4%	1,0%	3,0%	2,2%
Cumulated Weeks	127.040	246.288	221.205	347.400
Trend	6,0%	2,6%	3,4%	2,5%

Please note: The trend numbers compare counts of the airspaces in their current configuration to the count of the same airspace in 2018.



IFR flights at international German airports

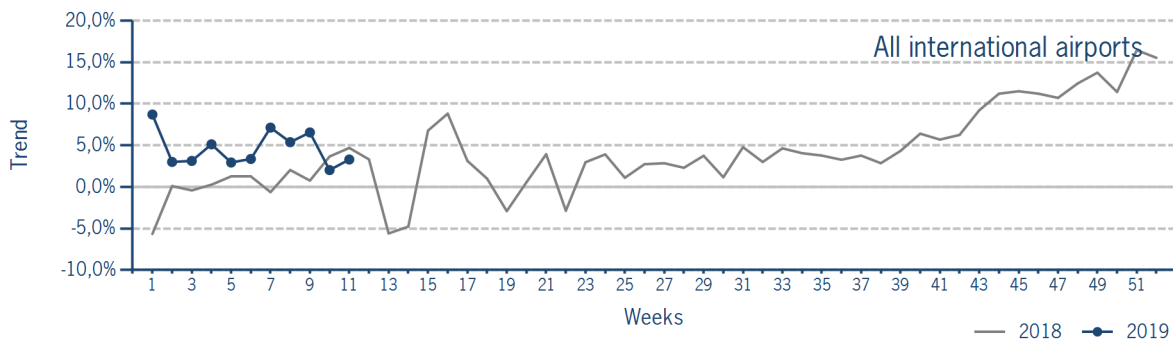
IFR events (take-offs and landings) at the international DFS towers in the Federal Republic of Germany.

	2019	2018	Trend
Week 11	38.629	37.394	3,3%
Cumulated Weeks	404.682	387.102	4,5%



IFR flights at international German airports - trend

Trend in the number of IFR events (take-offs and landings) at the international DFS towers in the Federal Republic of Germany.



IFR flights at international German airports - airport category

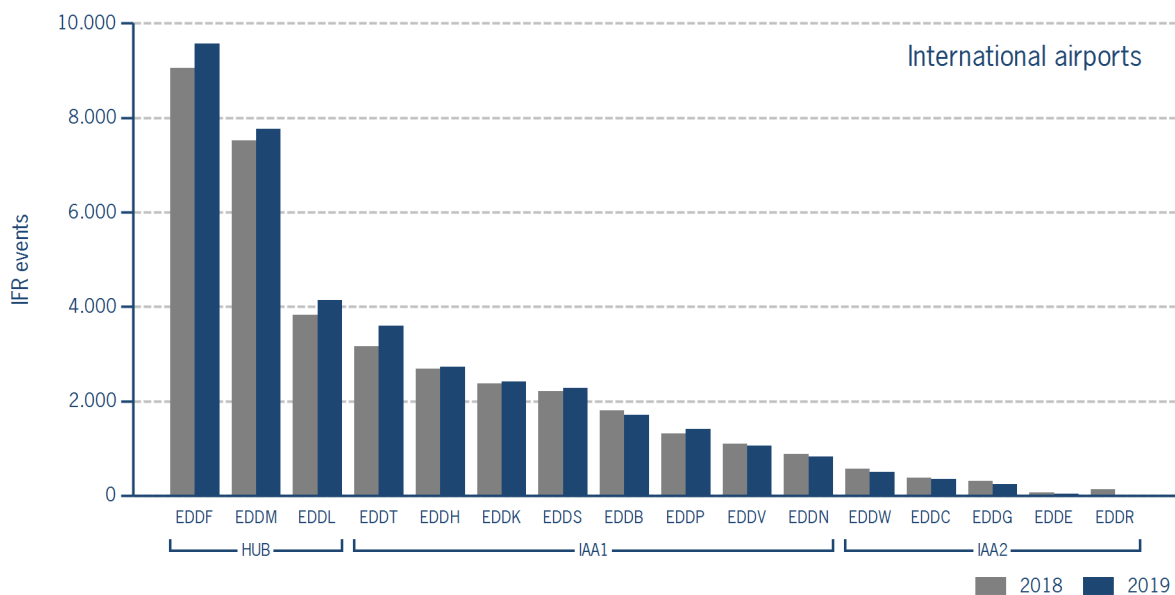
IFR events (take-offs and landings) at the international DFS towers in the Federal Republic of Germany differentiated by Hub Gateways (HUB), International Access Airports 1 (IAA1) and International Access Airports 2 (IAA2).

	HUB	IAA1	IAA2
Week 11	21.474	16.022	1.133
Trend	5,3%	3,1%	-22,3%
Cumulated Weeks	221.755	168.593	14.334
Trend	4,2%	5,5%	-1,2%

IFR flights at international German airports - in detail

IFR events (take-offs and landings) at the different international DFS towers in the Federal Republic of Germany.

		Week 11	Trend	Week 1 - 11	Trend
HUB					
EDDF	Frankfurt/Main	9.570	5,7%	98.326	3,2%
EDDL	Düsseldorf	4.134	8,2%	42.993	10,4%
EDDM	München	7.770	3,4%	80.436	2,5%
IAA1					
EDDB	Berlin-Schönefeld	1.709	-5,4%	18.494	-3,4%
EDDH	Hamburg	2.730	1,4%	28.180	3,0%
EDDK	Köln/Bonn	2.415	1,5%	25.103	0,1%
EDDN	Nürnberg	828	-5,8%	9.184	-3,4%
EDDP	Leipzig/Halle	1.416	7,2%	14.733	4,7%
EDDS	Stuttgart	2.272	3,0%	23.172	4,2%
EDDT	Berlin-Tegel	3.594	13,6%	38.726	23,0%
EDDV	Hannover	1.058	-3,6%	11.001	0,2%
IAA2					
EDDC	Dresden	349	-8,2%	3.847	0,3%
EDDE	Erfurt/Weimar	43	-34,8%	740	1,2%
EDDG	Münster/Osnabrück	237	-24,3%	3.131	0,2%
EDDR	Saarbrücken	0	-100,0%	1.364	-9,5%
EDDW	Bremen	504	-11,3%	5.252	-1,3%



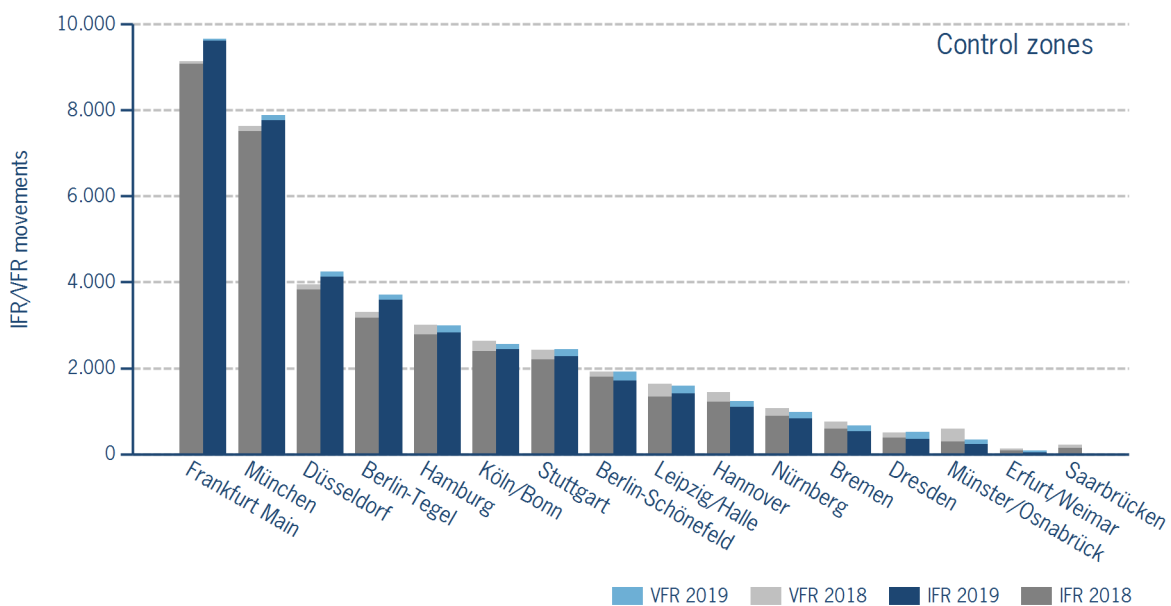
IFR/VFR flights in control zones of DFS towers

IFR/VFR movements (entries, exits, overflights and domestics) at the different control zones of international DFS towers.

	Week 11	Trend	Week 1 - 11	Trend
Berlin-Schönefeld	1.911	-0,3%	20.696	-0,2%
Berlin-Tegel	3.702	12,0%	40.061	21,1%
Bremen	669	-10,6%	7.120	-5,2%
Dresden	514	1,8%	5.469	-0,3%
Düsseldorf	4.241	7,5%	44.110	9,5%
Erfurt/Weimar	88	-33,3%	1.654	-2,4%
Frankfurt Main	9.663	5,8%	99.284	3,3%
Hamburg	2.992	-0,7%	31.879	2,5%
Hannover	1.235	-14,6%	14.259	-2,1%
Köln/Bonn	2.562	-2,5%	27.250	-2,2%
Leipzig/Halle	1.594	-2,6%	16.869	2,6%
München	7.892	3,4%	81.503	2,5%
Münster/Osnabrück	344	-41,0%	5.540	-12,5%
Nürnberg	978	-8,4%	11.222	-4,0%
Saarbrücken	0	-100,0%	2.104	-8,7%
Stuttgart	2.442	0,4%	25.470	3,1%

Additional information:

Münster reported no glider movements for the current week, i.e. no glider movements for the cumulated year.



IFR flights at regional German airports - in detail

IFR events (take-offs and landings) at the different regional towers in the Federal Republic of Germany with control zone and barely any PPR.

	2019	2018	Trend
Week 11	2.583	2.811	-8,1%
Cumulated Weeks	29.390	29.181	0,7%

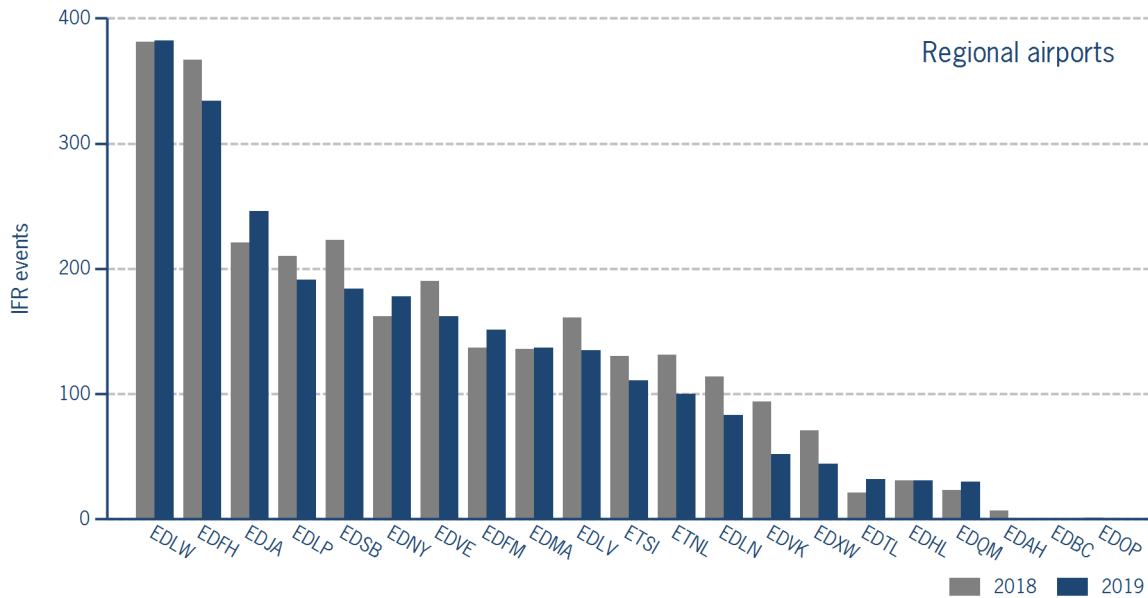
	Week 11	Trend	Week 1 - 11	Trend
EDAH Heringsdorf	0	-100,0%	102	59,4%
EDBC Magdeburg/Cochstedt	0	N/A	1	OLC*
EDFH Frankfurt-Hahn	334	-9,0%	3.535	-7,2%
EDFM Mannheim City	151	10,2%	1.273	1,0%
EDHL Lübeck-Blankensee	31	0,0%	480	60,0%
EDJA Memmingen	246	11,3%	2.770	13,7%
EDLN Mönchengladbach	83	-27,2%	1.189	-6,6%
EDLP Paderborn/Lippstadt	191	-9,0%	2.222	3,2%
EDLV Niederrhein	135	-16,1%	1.500	-17,5%
EDLW Dortmund	382	0,3%	4.485	10,0%
EDMA Augsburg	137	0,7%	1.148	-9,5%
EDNY Friedrichshafen	178	9,9%	2.013	8,9%
EDOP Schwerin-Parchim	0	-100,0%	19	-88,4%
EDQM Hof-Plauen	30	30,4%	286	17,7%
EDSB Karlsruhe/Baden-Baden	184	-17,5%	2.017	-4,0%
EDTL Lahr	32	52,4%	286	-0,7%
EDVE Braunschweig-Wolfsburg	162	-14,7%	1.829	-5,0%
EDVK Kassel-Calden	52	-44,7%	691	-13,5%
EDXW Sylt	44	-38,0%	641	9,9%
ETNL Laage	100	-23,7%	1.756	6,7%
ETSI Ingolstadt/Manching	111	-14,6%	1.147	2,2%

*The value is of limited conclusiveness (OLC).

Please note: The airport Magdeburg-Cochstedt (EDBC) is currently closed.

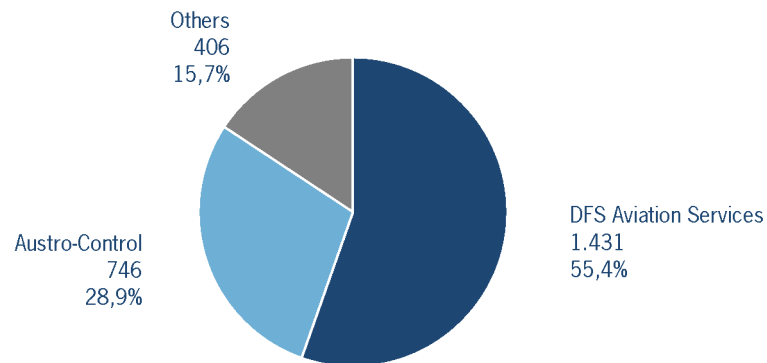
IFR flights at regional German airports - in detail

IFR events (take-offs and landings) at the different regional towers in the Federal Republic of Germany with control zone and barely any PPR.



IFR flights at regional German airports - air traffic service providers

Percentage of IFR events (take-offs and landings) at the regional towers in the Federal Republic of Germany differentiated between DFS Aviation Services, Austro Control and other providers.



- DFS Aviation Services: Dortmund (EDLW), Friedrichshafen (EDNY), Karlsruhe/Baden-Baden (EDSB), Lahr (EDTL), Magdeburg/Cochstedt (EDBC), Memmingen (EDJA), Mönchengladbach (EDLN), Niederrhein (EDLV), Paderborn/Lippstadt (EDLP)
- Austro Control: Augsburg (EDMA), Braunschweig-Wolfsburg (EDVE), Frankfurt-Hahn (EDFH), Heringsdorf (EDAH), Hof-Plauen (EDQM), Kassel-Calden (EDVK), Lübeck-Blankensee (EDHL), Schwerin-Parchim (EDOP)
- Others: Ingolstadt/Manching (ETSI), Laage (ETNL), Mannheim City (EDFM), Sylt (EDXW)










ATFM Arrival Delay

(Data Source: NM statistics, DFS LIZ)

ATFM Arrival Delay with reference to the relevant airport, in minutes per IFR arrival.

ATFM Arrival Delay:

sum of all arrival ATFM delay divided by the sum of all inbound flights for the particular traffic volume

Airports		ATC Delay [min/arrival]	non ATC Delay [min/arrival]	
	All Airports	0,0211	0,2446	
EDDP	Leipzig/Halle	0	1,4923	
EDDW	Bremen	0,9798	0	
EDDF	Frankfurt/Main	0	0,4331	
EDDL	Düsseldorf	0	0,2676	
EDDH	Hamburg	0	0,2120	
EDDM	München	0	0,1707	
EDDS	Stuttgart	0,1445	0	
EDDK	Köln/Bonn	0	0,0704	

Please note: The ATFM delay data are provided by NM statistics. Due to internal distribution of the ATFM delay, data are modified by CC/FC and TWR/M. The inbound flight information is based on LIZ statistics.

All Airports means all international German airports: Berlin-Schönefeld (EDDB), Berlin-Tegel (EDDT), Bremen (EDDW), Dresden (EDDC), Düsseldorf (EDDL), Erfurt/Weimar (EDDE), Frankfurt/Main (EDDF), Hamburg (EDDH), Hannover (EDDV), Köln/Bonn (EDDK), Leipzig/Halle (EDDP), München (EDDM), Münster/Osnabrück (EDDG), Nürnberg (EDDN), Saarbrücken (EDDR), Stuttgart (EDDS)