



LIZ Bulletin

DFS Situation and Information Centre

Week 11

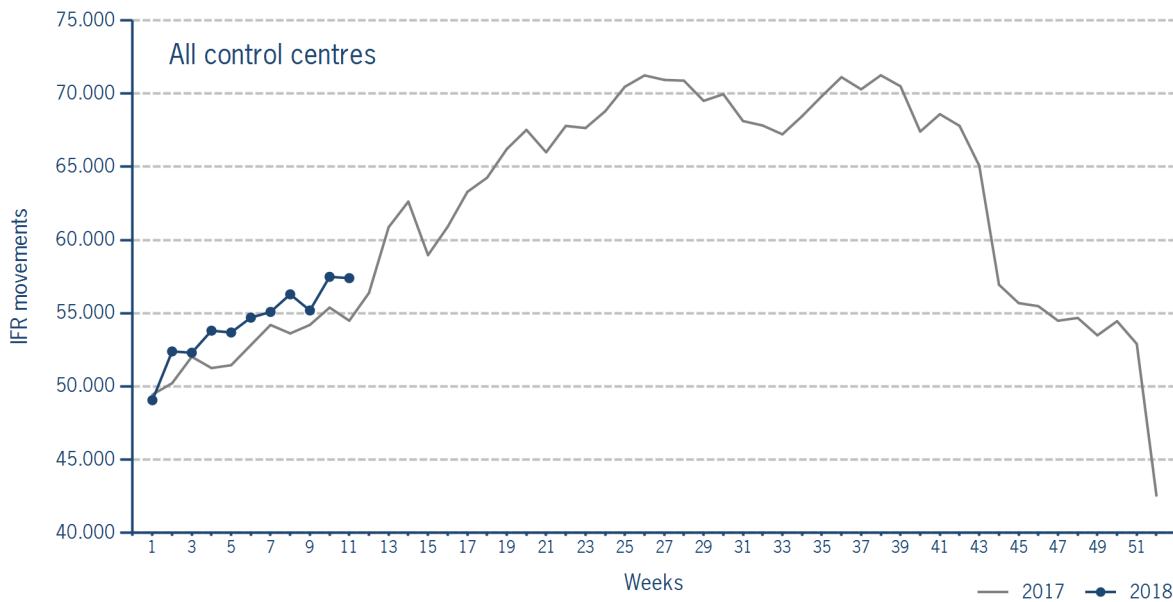
12 MAR 2018 - 18 MAR 2018

Version 21.03.2018

IFR flights in the Federal Republic of Germany

IFR movements (entries, exits, overflights and domestics) in all control sectors with a German designator.

	2018	2017	Trend
Week 11	57.398	54.489	5,3%
Cumulated Weeks	597.384	579.090	3,2%

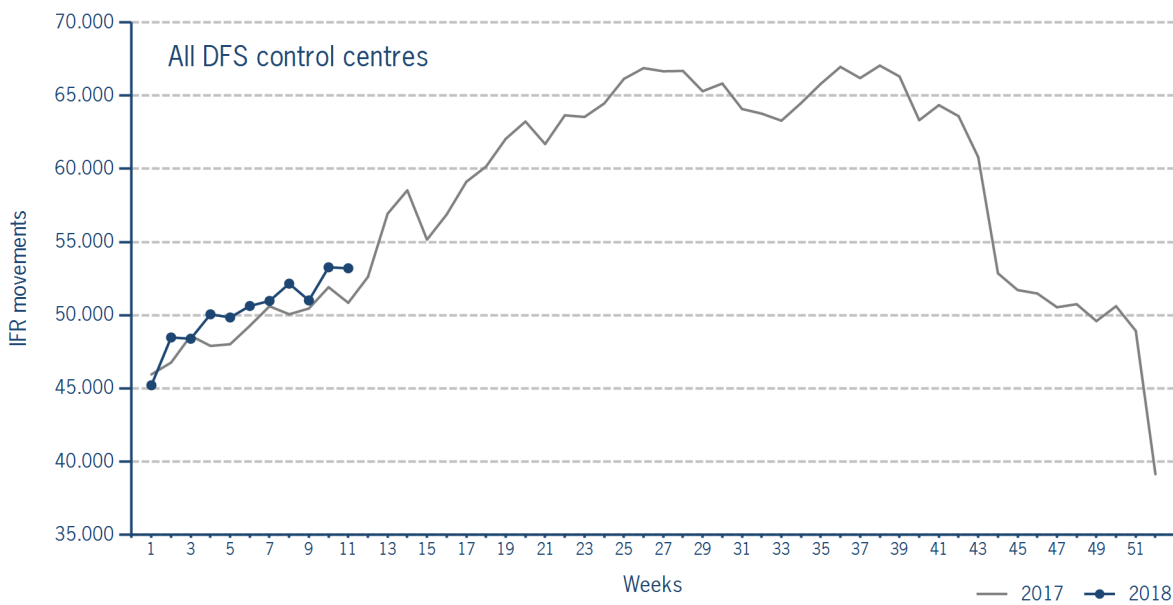


Please note: This count covers the traffic in the area build by all control sectors with a German designator („ED“), regardless of the service provider, including civil and military traffic in sectors controlled by DFS and Maastricht UAC (Maastricht-Hannover sectors). The area counted is composed of modular control sectors designed for ATC purposes with partly cross border structures and is therefore not identical to the political border of the Federal Republic of Germany or the national Flight Information Region (FIR).

IFR flights controlled by DFS

IFR movements (entries, exits, overflights and domestics) in control sectors controlled by DFS.

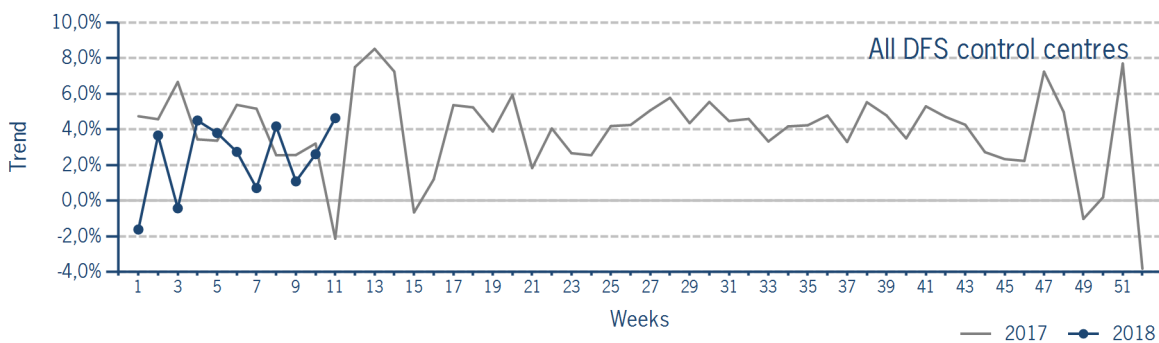
	2018	2017	Trend
Week 11	53.207	50.847	4,6%
Cumulated Weeks	553.248	540.407	2,4%



Please note: This count covers the traffic in the area build by control sectors of DFS control centres, including civil and military traffic. Traffic in Maastricht UAC (Maastricht-Hannover sectors) is not counted.

IFR flights controlled by DFS - trend

Trend in the number of IFR movements (entries, exits, overflights and domestics) in control sectors controlled by DFS.

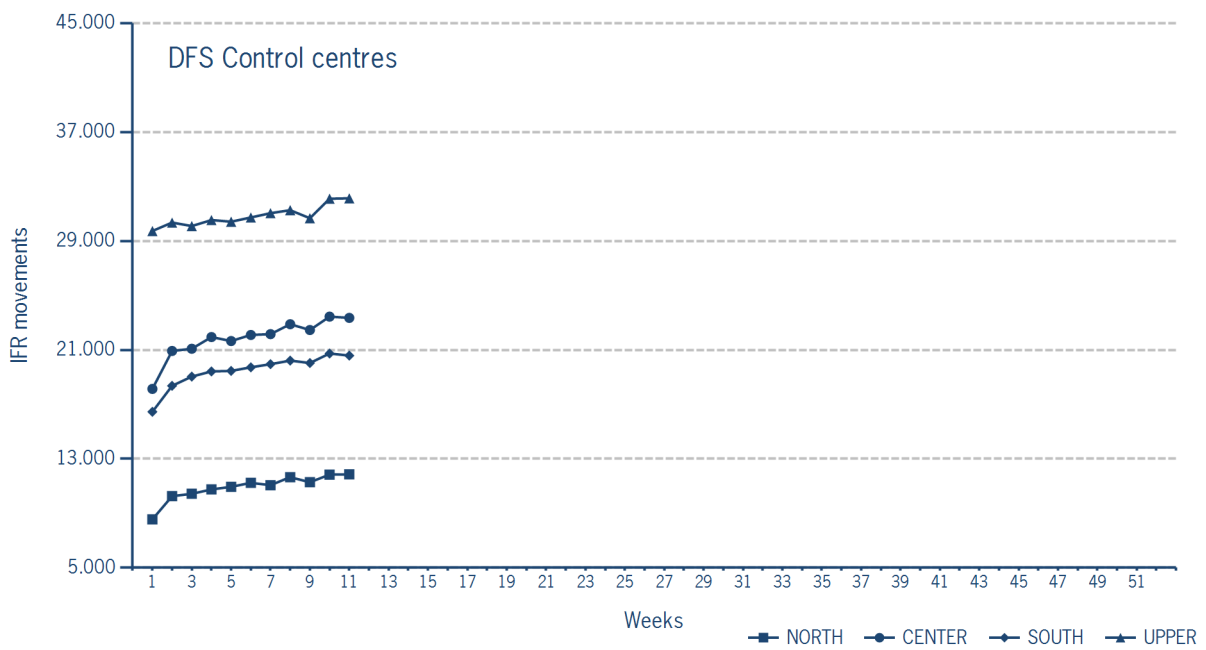


IFR flights controlled by DFS - in detail

IFR movements (entries, exits, overflights and domestics) controlled by DFS at the different control centres.

	NORTH	CENTER	SOUTH	UPPER
Week 11	11.863	23.353	20.582	32.136
Trend	7,5%	5,7%	5,2%	5,4%
Cumulated Weeks	119.874	240.145	213.978	339.086
Trend	-3,0%	3,8%	3,1%	2,9%

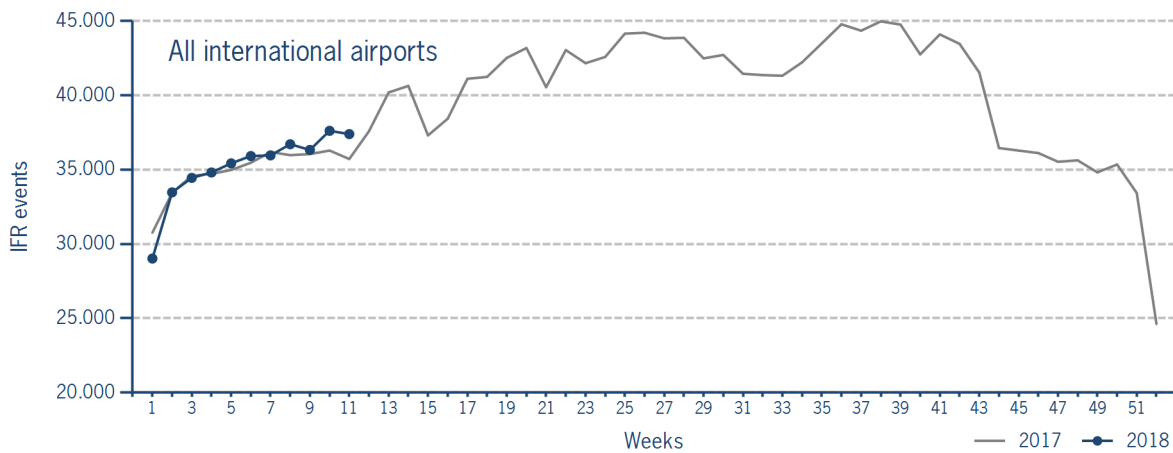
Please note: The trend numbers compare counts of the airspaces in their current configuration to the count of the same airspace in 2017.



IFR flights at international German airports

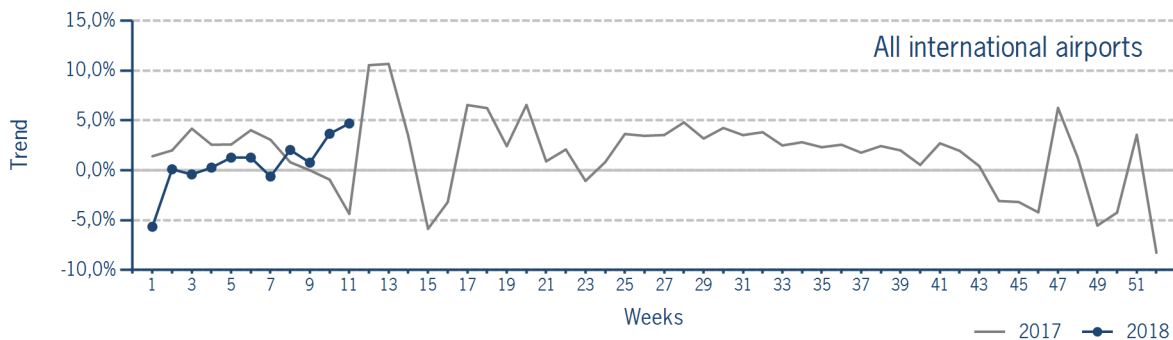
IFR events (take-offs and landings) at the international DFS towers in the Federal Republic of Germany.

	2018	2017	Trend
Week 11	37.394	35.717	4,7%
Cumulated Weeks	387.102	384.159	0,8%



IFR flights at international German airports - trend

Trend in the number of IFR events (take-offs and landings) at the international DFS towers in the Federal Republic of Germany.



IFR flights at international German airports - airport category

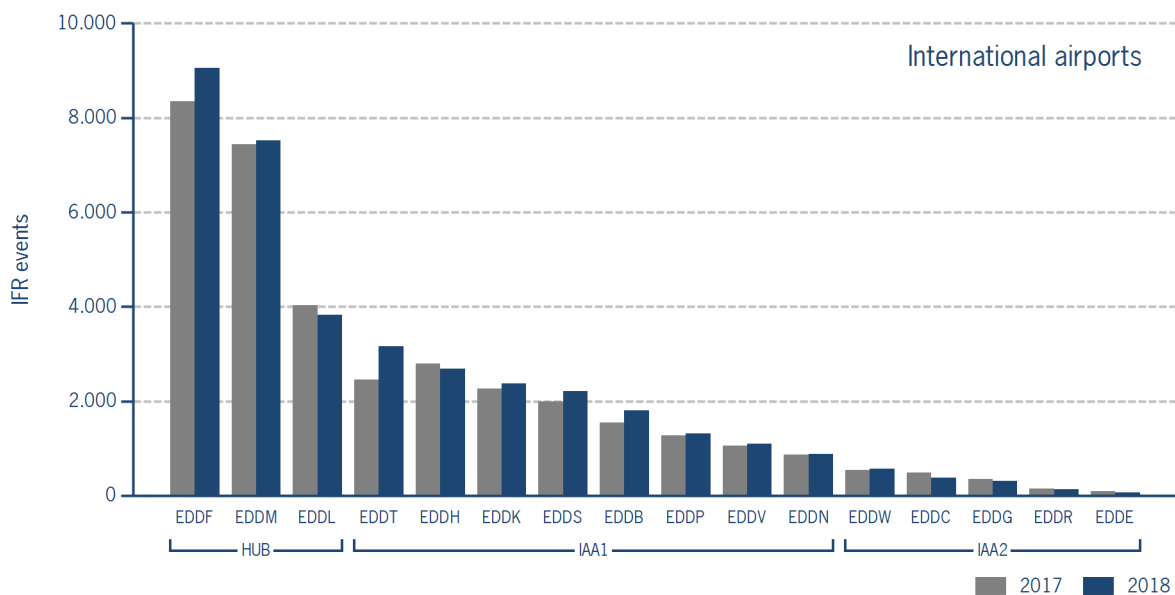
IFR events (take-offs and landings) at the international DFS towers in the Federal Republic of Germany differentiated by Hub Gateways (HUB), International Access Airports 1 (IAA1) and International Access Airports 2 (IAA2).

	HUB	IAA1	IAA2
Week 11	20.388	15.547	1.459
Trend	2,9%	8,9%	-10,2%
Cumulated Weeks	212.726	159.861	14.515
Trend	1,9%	-0,2%	-4,5%

IFR flights at international German airports - in detail

IFR events (take-offs and landings) at the different international DFS towers in the Federal Republic of Germany.

		Week 11	Trend	Week 1 - 11	Trend
HUB					
EDDF	Frankfurt/Main	9.052	8,5%	95.291	7,6%
EDDL	Düsseldorf	3.820	-5,2%	38.937	-7,3%
EDDM	München	7.516	1,0%	78.498	0,3%
IAA1					
EDDB	Berlin-Schönefeld	1.807	16,8%	19.154	-2,3%
EDDH	Hamburg	2.692	-3,9%	27.362	-6,0%
EDDK	Köln/Bonn	2.380	4,8%	25.077	0,2%
EDDN	Nürnberg	879	1,3%	9.506	1,5%
EDDP	Leipzig/Halle	1.321	3,4%	14.078	13,7%
EDDS	Stuttgart	2.206	10,4%	22.232	9,2%
EDDT	Berlin-Tegel	3.164	28,8%	31.472	-6,3%
EDDV	Hannover	1.098	4,2%	10.980	2,6%
IAA2					
EDDC	Dresden	380	-22,9%	3.834	-13,0%
EDDE	Erfurt/Weimar	66	-29,0%	731	-7,4%
EDDG	Münster/Osnabrück	313	-12,1%	3.124	3,7%
EDDR	Saarbrücken	132	-10,2%	1.507	-1,3%
EDDW	Bremen	568	6,0%	5.319	-2,6%



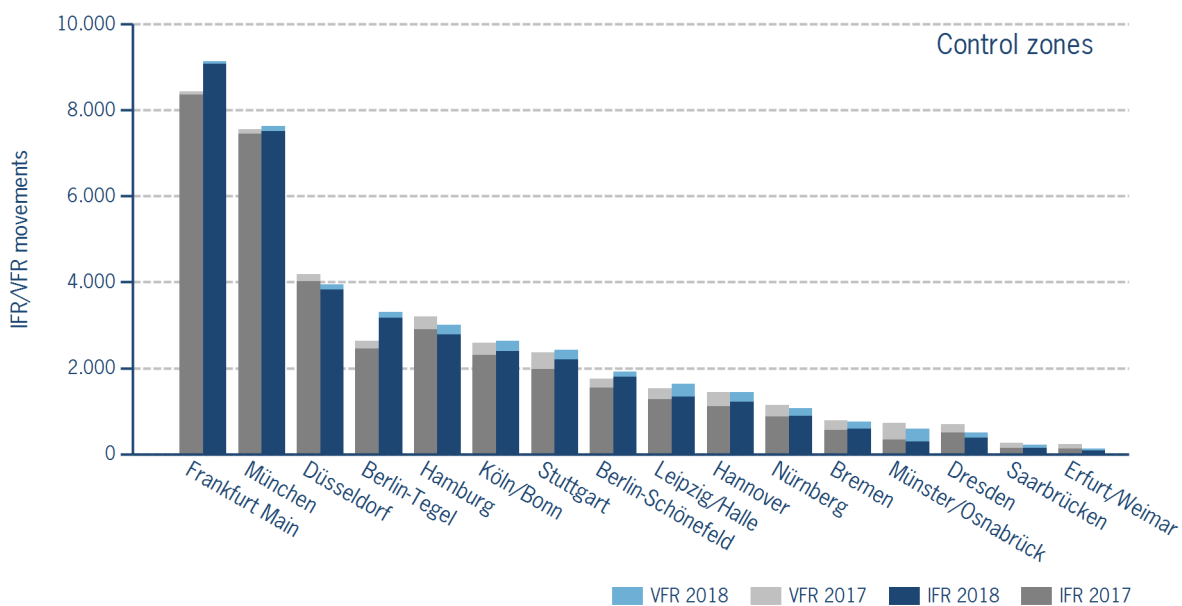
IFR/VFR flights in control zones of DFS towers

IFR/VFR movements (entries, exits, overflights and domestics) at the different control zones of international DFS towers.

	Week 11	Trend	Week 1 - 11	Trend
Berlin-Schönefeld	1.916	9,2%	20.738	-5,1%
Berlin-Tegel	3.304	25,2%	33.086	-5,3%
Bremen	748	-4,8%	7.513	-1,0%
Dresden	505	-27,5%	5.485	-8,2%
Düsseldorf	3.944	-5,8%	40.281	-7,1%
Erfurt/Weimar	132	-43,8%	1.695	0,2%
Frankfurt Main	9.134	8,3%	96.088	7,6%
Hamburg	3.014	-5,7%	31.102	-5,3%
Hannover	1.446	0,6%	14.568	5,5%
Köln/Bonn	2.629	1,6%	27.872	0,5%
Leipzig/Halle	1.636	7,1%	16.445	12,7%
München	7.630	0,9%	79.501	0,3%
Münster/Osnabrück	583	-19,1%	6.333	14,2%
Nürnberg	1.068	-6,2%	11.687	1,1%
Saarbrücken	214	-20,1%	2.304	-6,7%
Stuttgart	2.432	2,8%	24.713	6,4%

Additional information:

Münster reported no glider movements for the current week, i.e. no glider movements for the cumulated year.



IFR flights at regional German airports - in detail

IFR events (take-offs and landings) at the different regional towers in the Federal Republic of Germany with control zone and barely any PPR.

	2018	2017	Trend
Week 11	2.811	2.922	-3,8%
Cumulated Weeks	29.181	27.623	5,6%

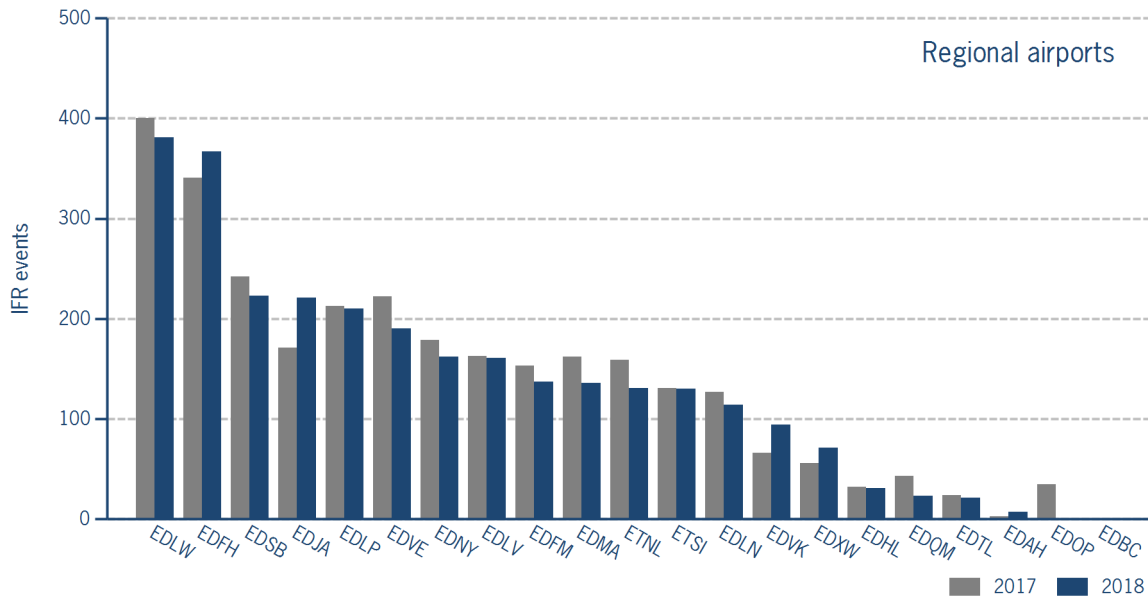
	Week 11	Trend	Week 1 - 11	Trend
EDAH Heringsdorf	7	133,3%	64	-5,9%
EDBC Magdeburg/Cochstedt	0	N/A	0	OLC*
EDFH Frankfurt-Hahn	367	7,6%	3.808	4,2%
EDFM Mannheim City	137	-10,5%	1.260	-3,2%
EDHL Lübeck-Blankensee	31	-3,1%	300	-3,2%
EDJA Memmingen	221	29,2%	2.437	22,6%
EDLN Mönchengladbach	114	-10,2%	1.273	21,1%
EDLP Paderborn/Lippstadt	210	-1,4%	2.154	9,7%
EDLV Niederrhein	161	-1,2%	1.819	13,4%
EDLW Dortmund	381	-4,8%	4.078	11,0%
EDMA Augsburg	136	-16,0%	1.268	-0,3%
EDNY Friedrichshafen	162	-9,5%	1.849	-3,9%
EDOP Schwerin-Parchim	1	-97,1%	164	26,2%
EDQM Hof-Plauen	23	-46,5%	243	-8,6%
EDSB Karlsruhe/Baden-Baden	223	-7,9%	2.100	-9,6%
EDTL Lahr	21	-12,5%	288	11,6%
EDVE Braunschweig-Wolfsburg	190	-14,4%	1.926	-5,9%
EDVK Kassel-Calden	94	42,4%	799	18,5%
EDXW Sylt	71	26,8%	583	-3,3%
ETNL Laage	131	-17,6%	1.646	17,3%
ETSI Ingolstadt/Manching	130	-0,8%	1.122	1,4%

*The value is of limited conclusiveness (OLC).

Please note: The airport Magdeburg-Cochstedt (EDBC) is currently closed.

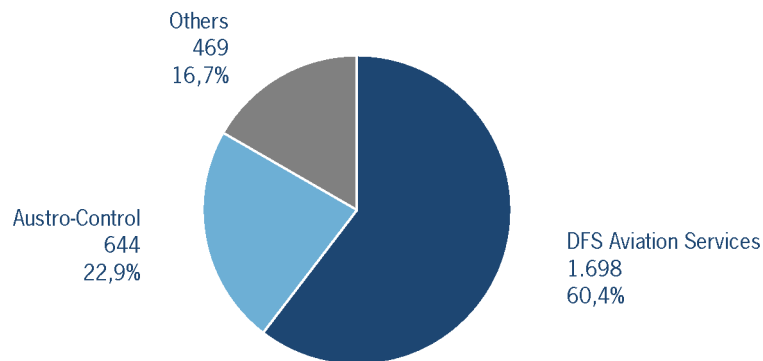
IFR flights at regional German airports - in detail

IFR events (take-offs and landings) at the different regional towers in the Federal Republic of Germany with control zone and barely any PPR.



IFR flights at regional German airports - air traffic service providers

Percentage of IFR events (take-offs and landings) at the regional towers in the Federal Republic of Germany differentiated between DFS Aviation Services, Austro Control and other providers.



DFS Aviation Services: Dortmund (EDLW), Frankfurt-Hahn (EDFH), Karlsruhe/Baden-Baden (EDSB), Lahr (EDTL), Magdeburg/Cochstedt (EDBC), Memmingen (EDJA), Mönchengladbach (EDLN), Niederrhein (EDLV), Paderborn/Lippstadt (EDLP)

Austro Control: Augsburg (EDMA), Braunschweig-Wolfsburg (EDVE), Friedrichshafen (EDNY), Heringsdorf (EDAH), Hof-Plauen (EDQM), Kassel-Calden (EDVK), Lübeck-Blankensee (EDHL), Schwerin-Parchim (EDOP)

Others: Ingolstadt/Manching (ETSI), Laage (ETNL), Mannheim City (EDFM), Sylt (EDXW)

ATFM Arrival Delay

(Data Source: NM statistics, DFS LIZ)

ATFM Arrival Delay with reference to the relevant airport, in minutes per IFR arrival.

ATFM Arrival Delay:

sum of all arrival ATFM delay divided by the sum of all inbound flights for the particular traffic volume

Airports		ATC Delay [min/arrival]	non ATC Delay [min/arrival]	
	All Airports	0,0650	0,5739	
EDDP	Leipzig/Halle	0	3,6461	
EDDF	Frankfurt/Main	0	1,5357	
EDDS	Stuttgart	1,0495	0	
EDDW	Bremen	0,1802	0,5477	
EDDT	Berlin-Tegel	0	0,1771	
EDDM	München	0	0,1753	
EDDH	Hamburg	0	0,1528	
EDDK	Köln/Bonn	0	0,0553	

Please note: The ATFM delay data are provided by NM statistics. Due to internal distribution of the ATFM delay, data are modified by CC/FC and TWR/M. The inbound flight information is based on LIZ statistics.

All Airports means all international German airports: Berlin-Schönefeld (EDDB), Berlin-Tegel (EDDT), Bremen (EDDW), Dresden (EDDC), Düsseldorf (EDDL), Erfurt/Weimar (EDDE), Frankfurt/Main (EDDF), Hamburg (EDDH), Hannover (EDDV), Köln/Bonn (EDDK), Leipzig/Halle (EDDP), München (EDDM), Münster/Osnabrück (EDDG), Nürnberg (EDDN), Saarbrücken (EDDR), Stuttgart (EDDS)