



LIZ Bulletin

DFS Situation and Information Centre

Week 9

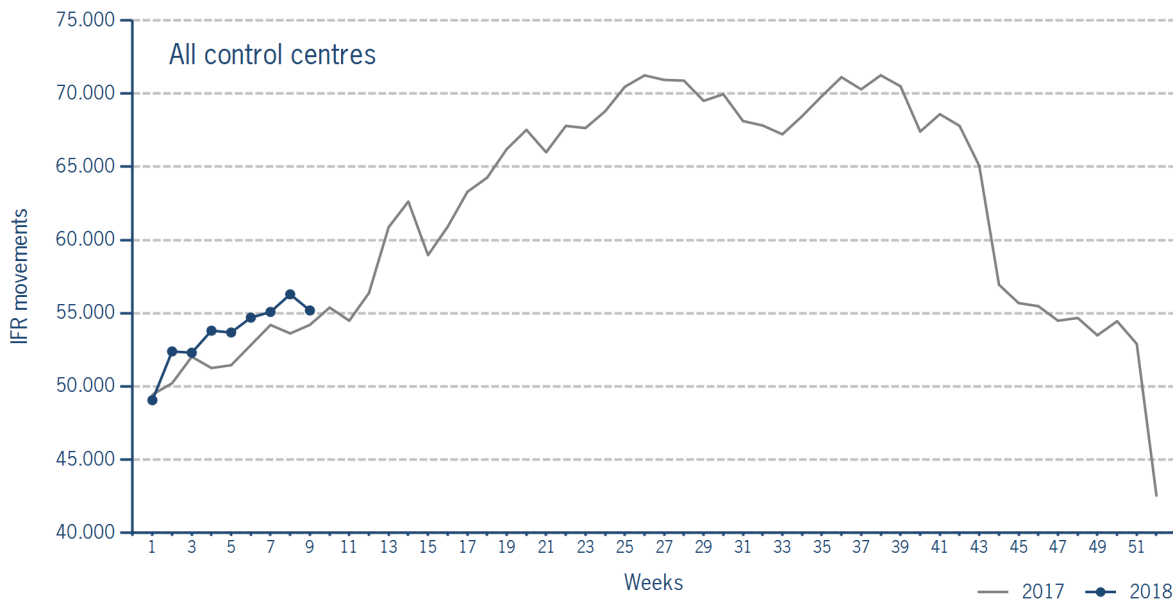
26 FEB 2018 - 4 MAR 2018

Version 08.03.2018

IFR flights in the Federal Republic of Germany

IFR movements (entries, exits, overflights and domestics) in all control sectors with a German designator.

	2018	2017	Trend
Week 9	55.189	54.204	1,8%
Cumulated Weeks	482.497	469.216	2,8%

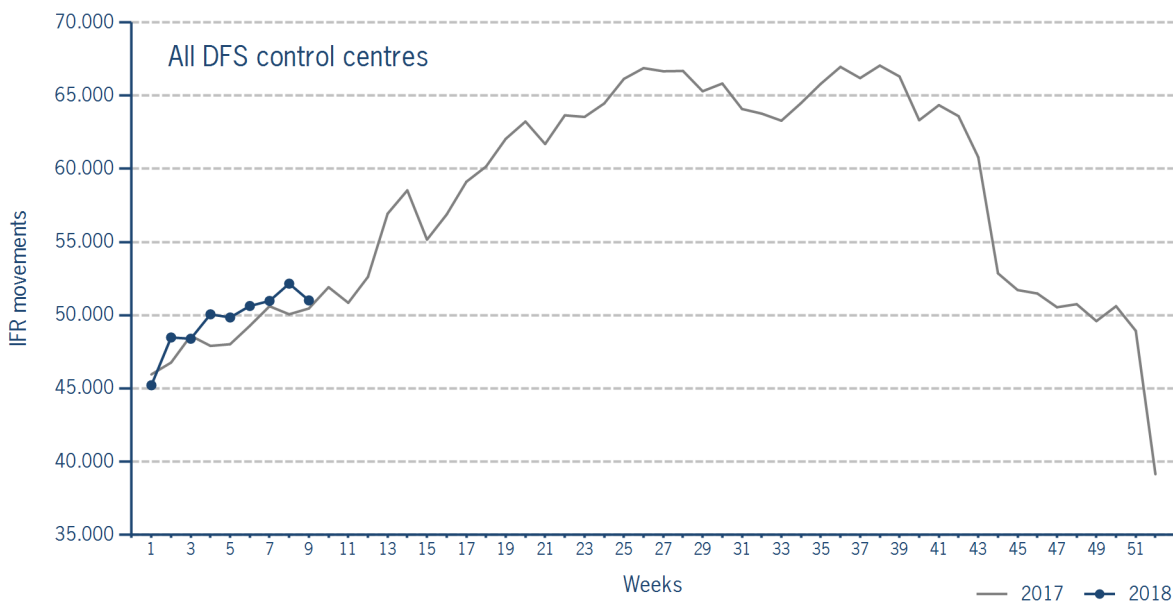


Please note: This count covers the traffic in the area build by all control sectors with a German designator („ED“), regardless of the service provider, including civil and military traffic in sectors controlled by DFS and Maastricht UAC (Maastricht-Hannover sectors). The area counted is composed of modular control sectors designed for ATC purposes with partly cross border structures and is therefore not identical to the political border of the Federal Republic of Germany or the national Flight Information Region (FIR).

IFR flights controlled by DFS

IFR movements (entries, exits, overflights and domestics) in control sectors controlled by DFS.

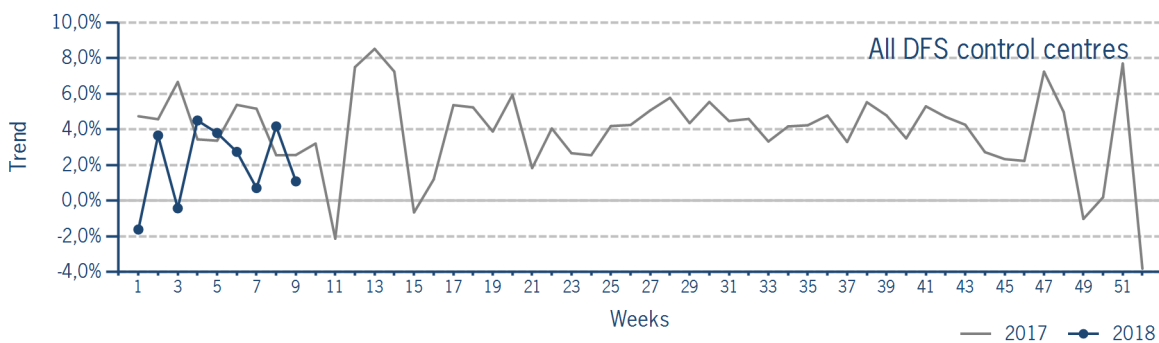
	2018	2017	Trend
Week 9	51.012	50.460	1,1%
Cumulated Weeks	446.768	437.646	2,1%



Please note: This count covers the traffic in the area build by control sectors of DFS control centres, including civil and military traffic. Traffic in Maastricht UAC (Maastricht-Hannover sectors) is not counted.

IFR flights controlled by DFS - trend

Trend in the number of IFR movements (entries, exits, overflights and domestics) in control sectors controlled by DFS.

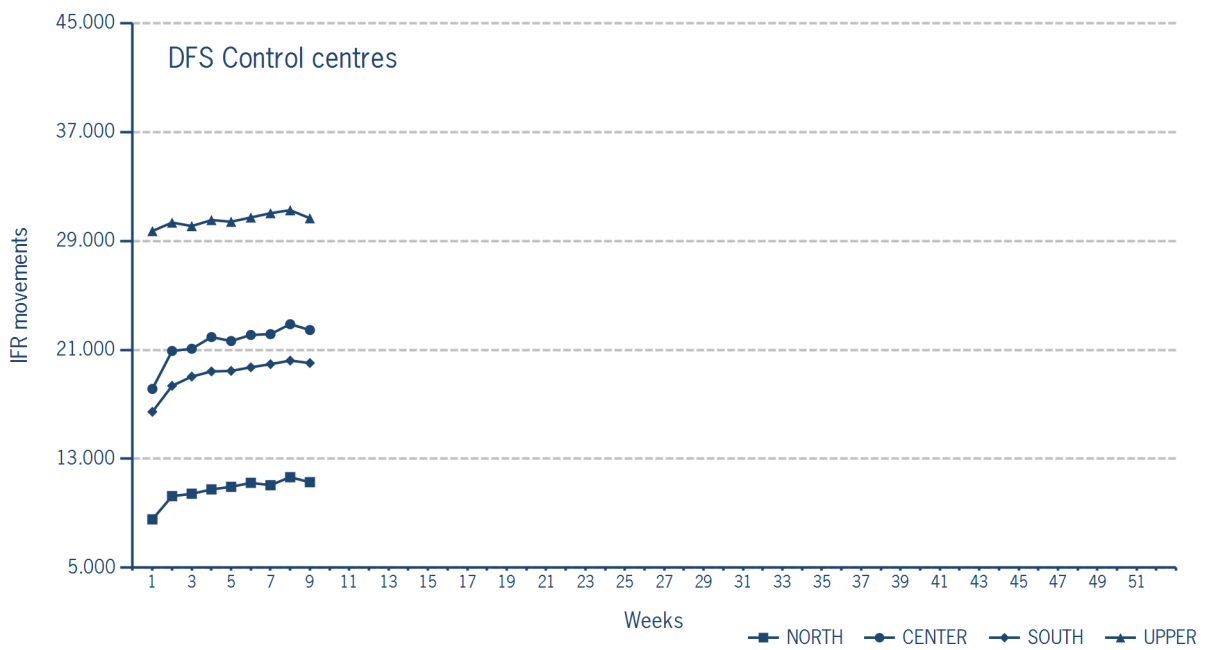


IFR flights controlled by DFS - in detail

IFR movements (entries, exits, overflights and domestics) controlled by DFS at the different control centres.

	NORTH	CENTER	SOUTH	UPPER
Week 9	11.281	22.462	20.038	30.672
Trend	-3,8%	3,5%	2,9%	-0,4%
Cumulated Weeks	96.172	193.348	172.660	274.844
Trend	-4,8%	3,4%	2,7%	2,8%

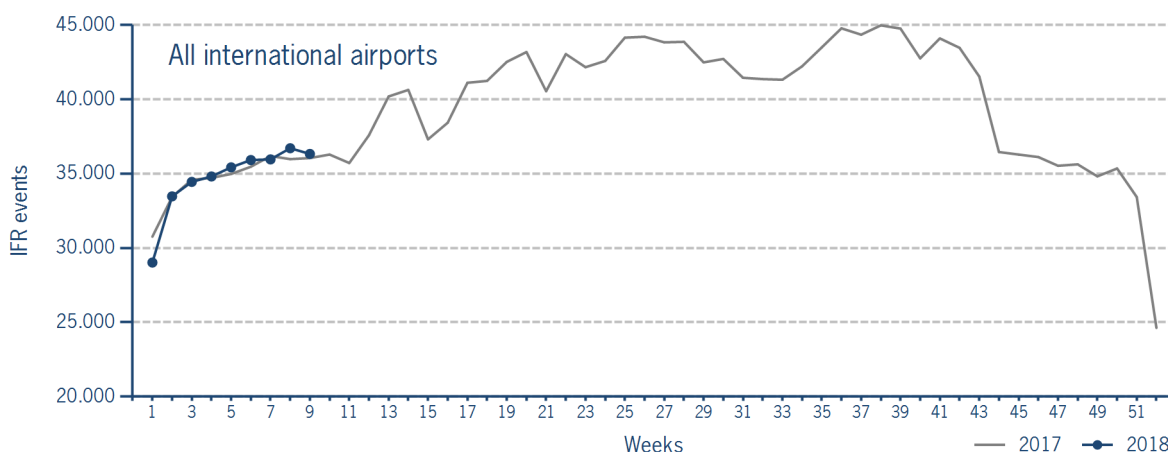
Please note: The trend numbers compare counts of the airspaces in their current configuration to the count of the same airspace in 2017.



IFR flights at international German airports

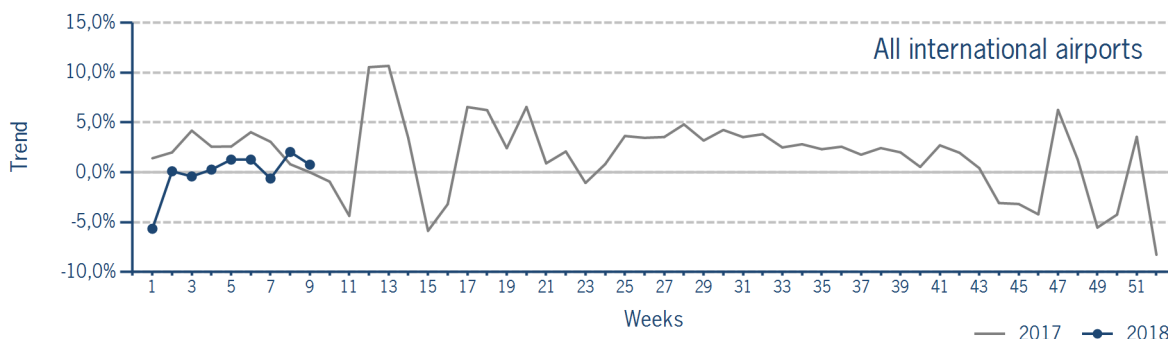
IFR events (take-offs and landings) at the international DFS towers in the Federal Republic of Germany.

	2018	2017	Trend
Week 9	36.327	36.050	0,8%
Cumulated Weeks	312.094	312.157	0,0%



IFR flights at international German airports - trend

Trend in the number of IFR events (take-offs and landings) at the international DFS towers in the Federal Republic of Germany.



IFR flights at international German airports - airport category

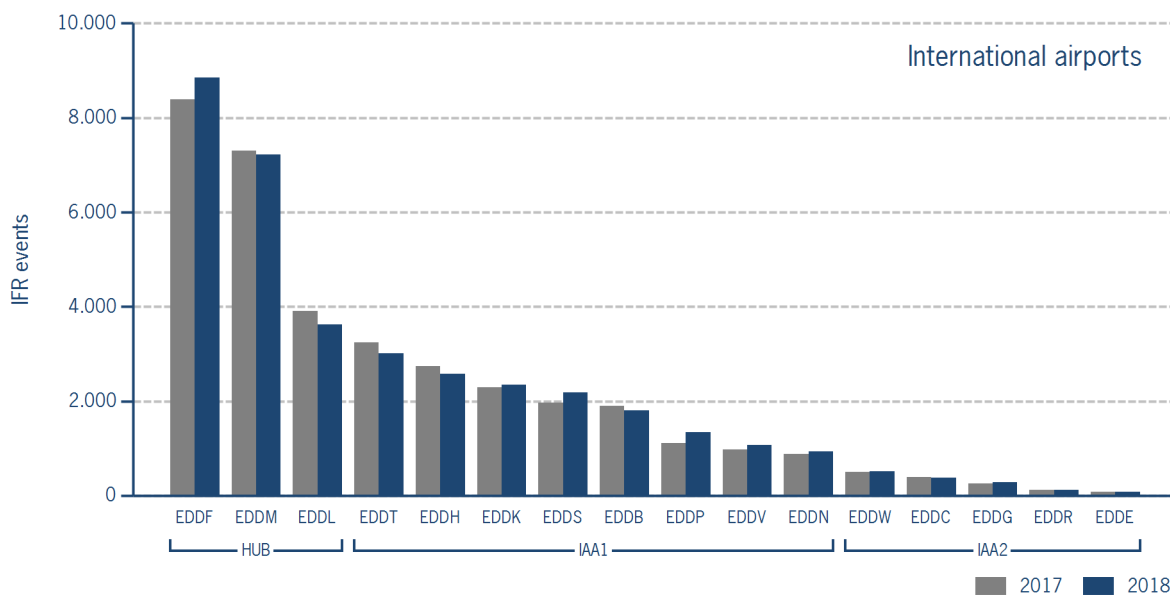
IFR events (take-offs and landings) at the international DFS towers in the Federal Republic of Germany differentiated by Hub Gateways (HUB), International Access Airports 1 (IAA1) and International Access Airports 2 (IAA2).

	HUB	IAA1	IAA2
Week 9	19.690	15.262	1.375
Trend	0,5%	1,0%	2,7%
Cumulated Weeks	171.832	128.673	11.589
Trend	1,5%	-1,7%	-3,5%

IFR flights at international German airports - in detail

IFR events (take-offs and landings) at the different international DFS towers in the Federal Republic of Germany.

		Week 9	Trend	Week 1 - 9	Trend
HUB					
EDDF	Frankfurt/Main	8.849	5,5%	77.053	7,2%
EDDL	Düsseldorf	3.621	-7,3%	31.307	-7,8%
EDDM	München	7.220	-1,2%	63.472	0,1%
IAA1					
EDDB	Berlin-Schönefeld	1.802	-5,2%	15.479	-5,0%
EDDH	Hamburg	2.579	-6,0%	22.029	-6,6%
EDDK	Köln/Bonn	2.344	2,1%	20.322	-0,3%
EDDN	Nürnberg	932	5,5%	7.655	0,5%
EDDP	Leipzig/Halle	1.346	20,9%	11.459	15,9%
EDDS	Stuttgart	2.181	10,9%	17.802	8,6%
EDDT	Berlin-Tegel	3.007	-7,1%	25.131	-10,8%
EDDV	Hannover	1.071	10,1%	8.796	2,3%
IAA2					
EDDC	Dresden	381	-3,3%	3.054	-11,8%
EDDE	Erfurt/Weimar	77	-2,5%	579	-4,6%
EDDG	Münster/Osnabrück	283	12,3%	2.519	7,8%
EDDR	Saarbrücken	124	4,2%	1.244	3,6%
EDDW	Bremen	510	3,0%	4.193	-4,7%



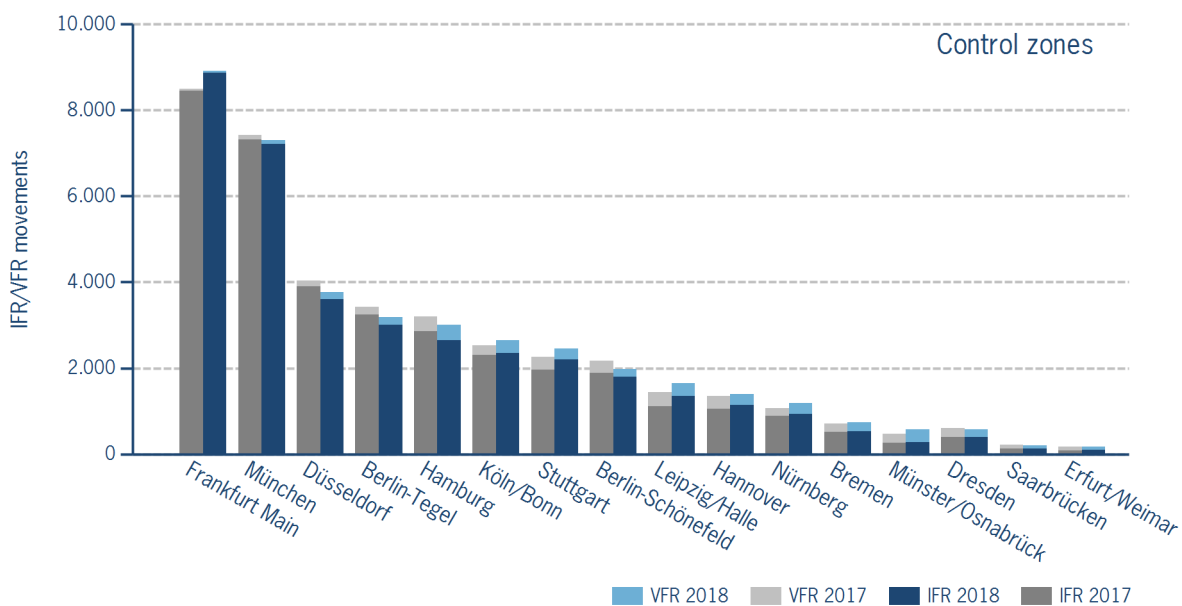
IFR/VFR flights in control zones of DFS towers

IFR/VFR movements (entries, exits, overflights and domestics) at the different control zones of international DFS towers.

	Week 9	Trend	Week 1 - 9	Trend
Berlin-Schönefeld	1.980	-8,9%	16.829	-6,7%
Berlin-Tegel	3.192	-6,9%	26.456	-9,4%
Bremen	745	5,5%	5.948	-1,5%
Dresden	577	-4,2%	4.427	-4,6%
Düsseldorf	3.763	-6,9%	32.362	-7,5%
Erfurt/Weimar	169	-5,6%	1.369	10,1%
Frankfurt Main	8.923	5,0%	77.665	7,2%
Hamburg	3.010	-5,8%	25.075	-5,4%
Hannover	1.396	3,1%	11.631	6,3%
Köln/Bonn	2.647	4,4%	22.564	0,5%
Leipzig/Halle	1.645	13,6%	13.180	15,4%
München	7.298	-1,7%	64.263	0,1%
Münster/Osnabrück	580	24,7%	5.113	22,7%
Nürnberg	1.185	11,3%	9.357	0,5%
Saarbrücken	197	-7,1%	1.876	-1,8%
Stuttgart	2.461	9,2%	19.748	6,5%

Additional information:

Münster reported no glider movements for the current week, i.e. no glider movements for the cumulated year.



IFR flights at regional German airports - in detail

IFR events (take-offs and landings) at the different regional towers in the Federal Republic of Germany with control zone and barely any PPR.

	2018	2017	Trend
Week 9	2.695	2.569	4,9%
Cumulated Weeks	23.530	21.975	7,1%

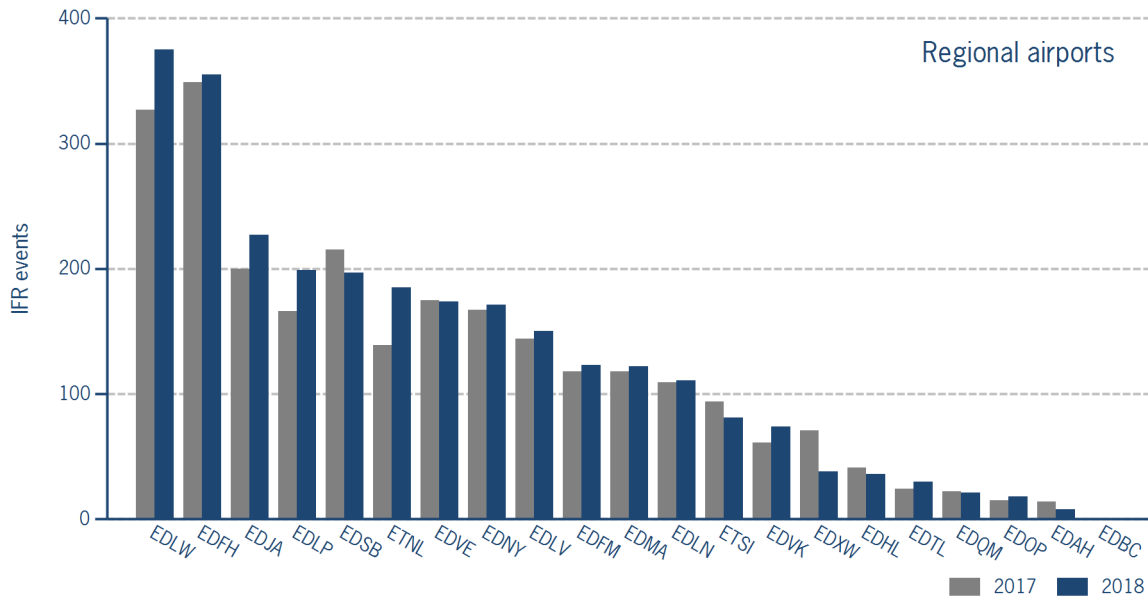
	Week 9	Trend	Week 1 - 9	Trend
EDAH Heringsdorf	8	-42,9%	54	-3,6%
EDBC Magdeburg/Cochstedt	0	N/A	0	OLC*
EDFH Frankfurt-Hahn	355	1,7%	3.088	3,5%
EDFM Mannheim City	123	4,2%	986	-4,3%
EDHL Lübeck-Blankensee	36	-12,2%	239	0,4%
EDJA Memmingen	227	13,5%	1.990	21,6%
EDLN Mönchengladbach	111	1,8%	1.054	29,0%
EDLP Paderborn/Lippstadt	199	19,9%	1.717	11,6%
EDLV Niederrhein	150	4,2%	1.499	15,9%
EDLW Dortmund	375	14,7%	3.308	13,7%
EDMA Augsburg	122	3,4%	965	0,4%
EDNY Friedrichshafen	171	2,4%	1.533	-0,8%
EDOP Schwerin-Parchim	18	20,0%	148	97,3%
EDQM Hof-Plauen	21	-4,5%	184	-7,5%
EDSB Karlsruhe/Baden-Baden	197	-8,4%	1.669	-11,0%
EDTL Lahr	30	25,0%	229	8,0%
EDVE Braunschweig-Wolfsburg	174	-0,6%	1.536	-6,2%
EDVK Kassel-Calden	74	21,3%	605	14,4%
EDXW Sylt	38	-46,5%	473	-2,3%
ETNL Laage	185	33,1%	1.382	23,9%
ETSI Ingolstadt/Manching	81	-13,8%	871	3,7%

*The value is of limited conclusiveness (OLC).

Please note: The airport Magdeburg-Cochstedt (EDBC) is currently closed.

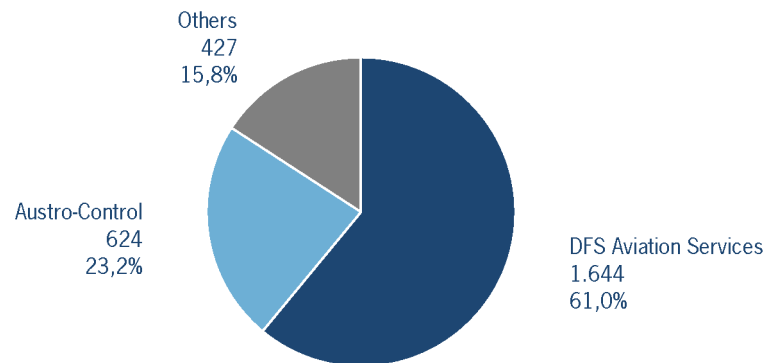
IFR flights at regional German airports - in detail

IFR events (take-offs and landings) at the different regional towers in the Federal Republic of Germany with control zone and barely any PPR.



IFR flights at regional German airports - air traffic service providers

Percentage of IFR events (take-offs and landings) at the regional towers in the Federal Republic of Germany differentiated between DFS Aviation Services, Austro Control and other providers.



DFS Aviation Services: Dortmund (EDLW), Frankfurt-Hahn (EDFH), Karlsruhe/Baden-Baden (EDSB), Lahr (EDTL), Magdeburg/Cochstedt (EDBC), Memmingen (EDJA), Mönchengladbach (EDLN), Niederrhein (EDLV), Paderborn/Lippstadt (EDLP)

Austro Control: Augsburg (EDMA), Braunschweig-Wolfsburg (EDVE), Friedrichshafen (EDNY), Heringsdorf (EDAH), Hof-Plauen (EDQM), Kassel-Calden (EDVK), Lübeck-Blankensee (EDHL), Schwerin-Parchim (EDOP)

Others: Ingolstadt/Manching (ETSI), Laage (ETNL), Mannheim City (EDFM), Sylt (EDXW)




ATFM Arrival Delay

(Data Source: NM statistics, DFS LIZ)

ATFM Arrival Delay with reference to the relevant airport, in minutes per IFR arrival.

ATFM Arrival Delay:

sum of all arrival ATFM delay divided by the sum of all inbound flights for the particular traffic volume

Airports		ATC Delay [min/arrival]	non ATC Delay [min/arrival]	
	All Airports	0	0,0183	
EDDL	Düsseldorf	0	0,1526	
EDDS	Stuttgart	0	0,0514	

Please note: The ATFM delay data are provided by NM statistics. Due to internal distribution of the ATFM delay, data are modified by CC/FC and TWR/M. The inbound flight information is based on LIZ statistics.

All Airports means all international German airports: Berlin-Schönefeld (EDDB), Berlin-Tegel (EDDT), Bremen (EDDW), Dresden (EDDC), Düsseldorf (EDDL), Erfurt/Weimar (EDDE), Frankfurt/Main (EDDF), Hamburg (EDDH), Hannover (EDDV), Köln/Bonn (EDDK), Leipzig/Halle (EDDP), München (EDDM), Münster/Osnabrück (EDDG), Nürnberg (EDDN), Saarbrücken (EDDR), Stuttgart (EDDS)