



LIZ Bulletin

DFS Situation and Information Centre

Week 8

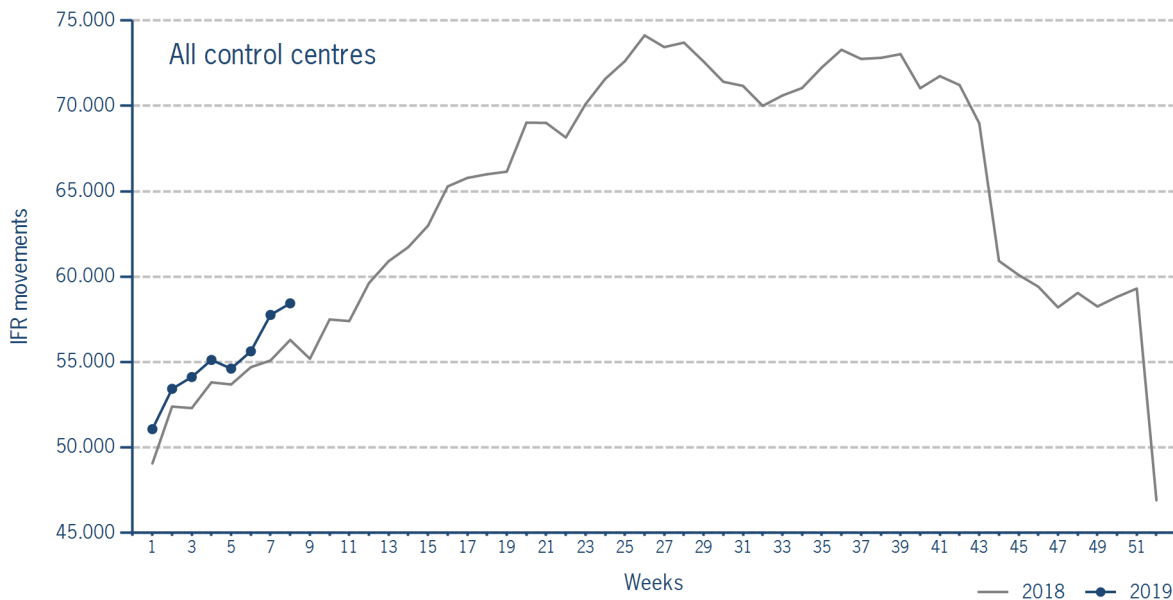
18 FEB 2019 - 24 FEB 2019

Version 26.02.2019

IFR flights in the Federal Republic of Germany

IFR movements (entries, exits, overflights and domestics) in all control sectors with a German designator.

	2019	2018	Trend
Week 8	58.435	56.291	3,8%
Cumulated Weeks	440.160	427.308	3,0%

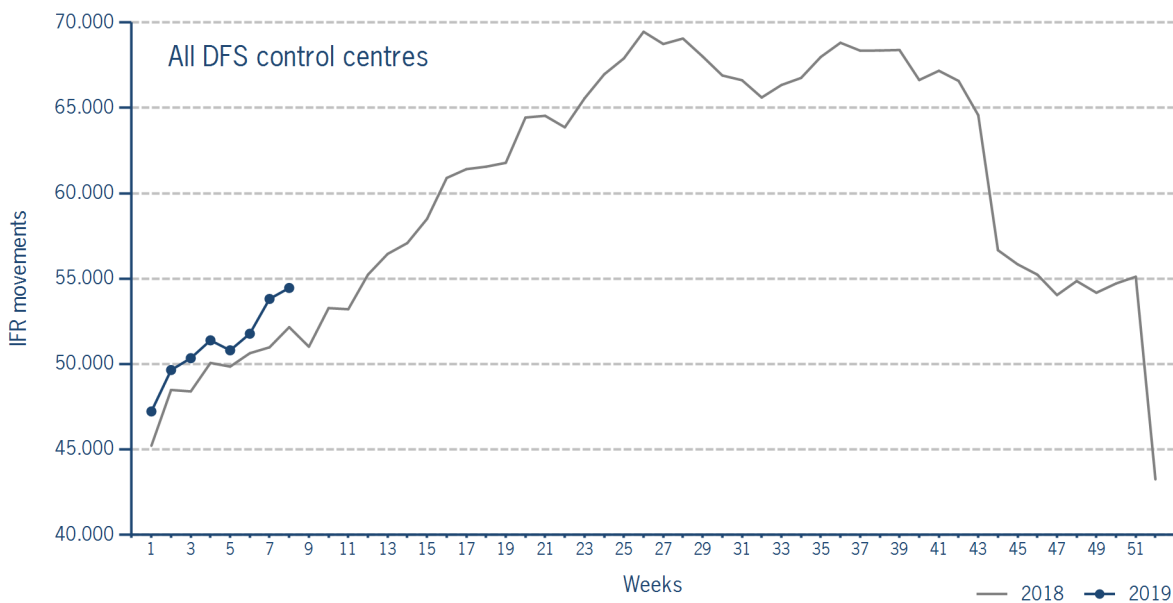


Please note: This count covers the traffic in the area build by all control sectors with a German designator („ED“), regardless of the service provider, including civil and military traffic in sectors controlled by DFS and Maastricht UAC (Maastricht-Hannover sectors). The area counted is composed of modular control sectors designed for ATC purposes with partly cross border structures and is therefore not identical to the political border of the Federal Republic of Germany or the national Flight Information Region (FIR).

IFR flights controlled by DFS

IFR movements (entries, exits, overflights and domestics) in control sectors controlled by DFS.

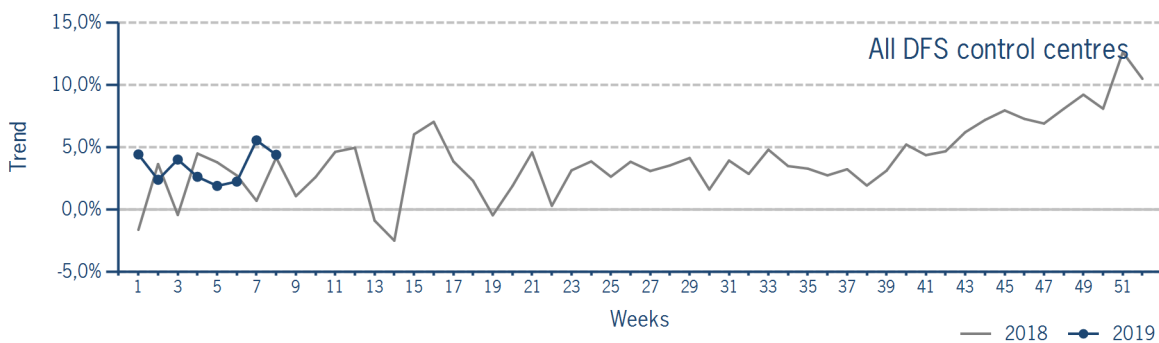
	2019	2018	Trend
Week 8	54.454	52.156	4,4%
Cumulated Weeks	409.429	395.756	3,5%



Please note: This count covers the traffic in the area build by control sectors of DFS control centres, including civil and military traffic. Traffic in Maastricht UAC (Maastricht-Hannover sectors) is not counted.

IFR flights controlled by DFS - trend

Trend in the number of IFR movements (entries, exits, overflights and domestics) in control sectors controlled by DFS.

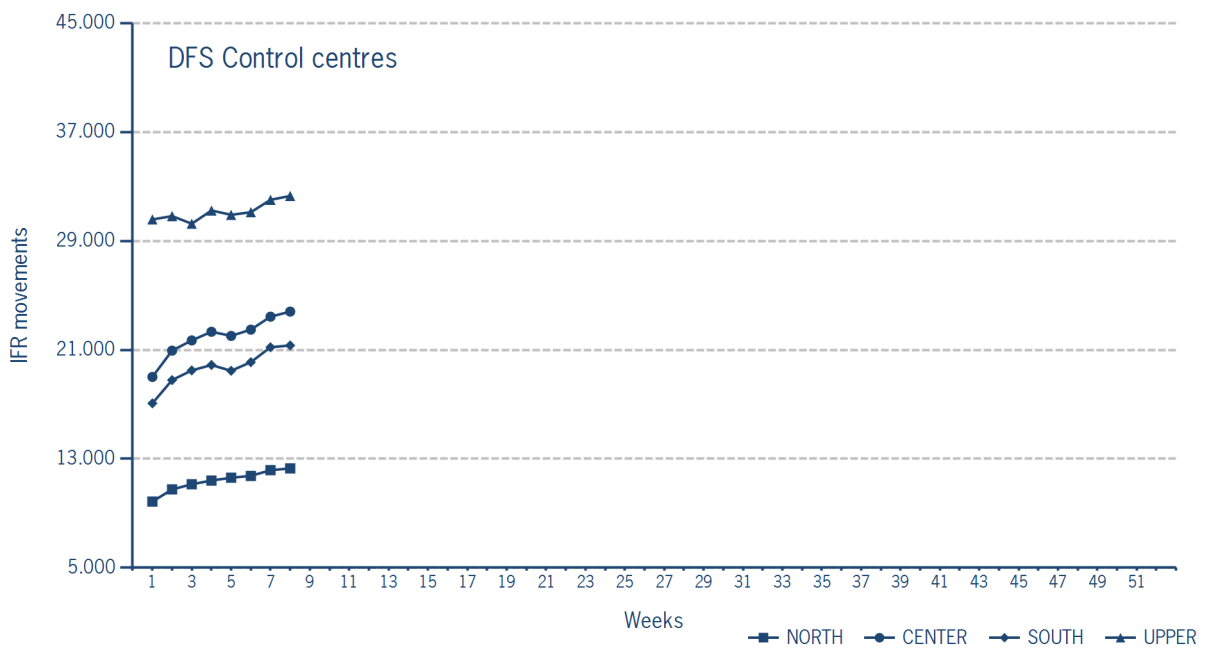


IFR flights controlled by DFS - in detail

IFR movements (entries, exits, overflights and domestics) controlled by DFS at the different control centres.

	NORTH	CENTER	SOUTH	UPPER
Week 8	12.298	23.813	21.330	32.308
Trend	5,5%	4,0%	5,5%	3,3%
Cumulated Weeks	90.974	175.771	157.344	249.288
Trend	7,2%	2,9%	3,1%	2,1%

Please note: The trend numbers compare counts of the airspaces in their current configuration to the count of the same airspace in 2018.



IFR flights at international German airports

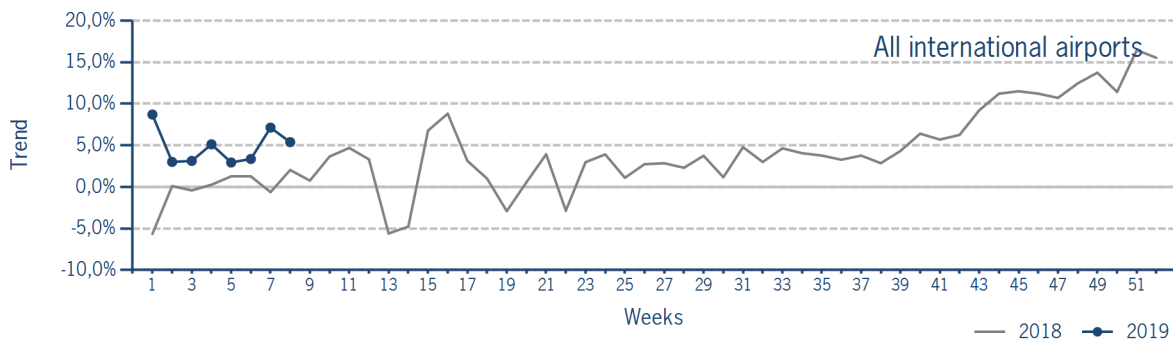
IFR events (take-offs and landings) at the international DFS towers in the Federal Republic of Germany.

	2019	2018	Trend
Week 8	38.690	36.712	5,4%
Cumulated Weeks	288.965	275.767	4,8%



IFR flights at international German airports - trend

Trend in the number of IFR events (take-offs and landings) at the international DFS towers in the Federal Republic of Germany.



IFR flights at international German airports - airport category

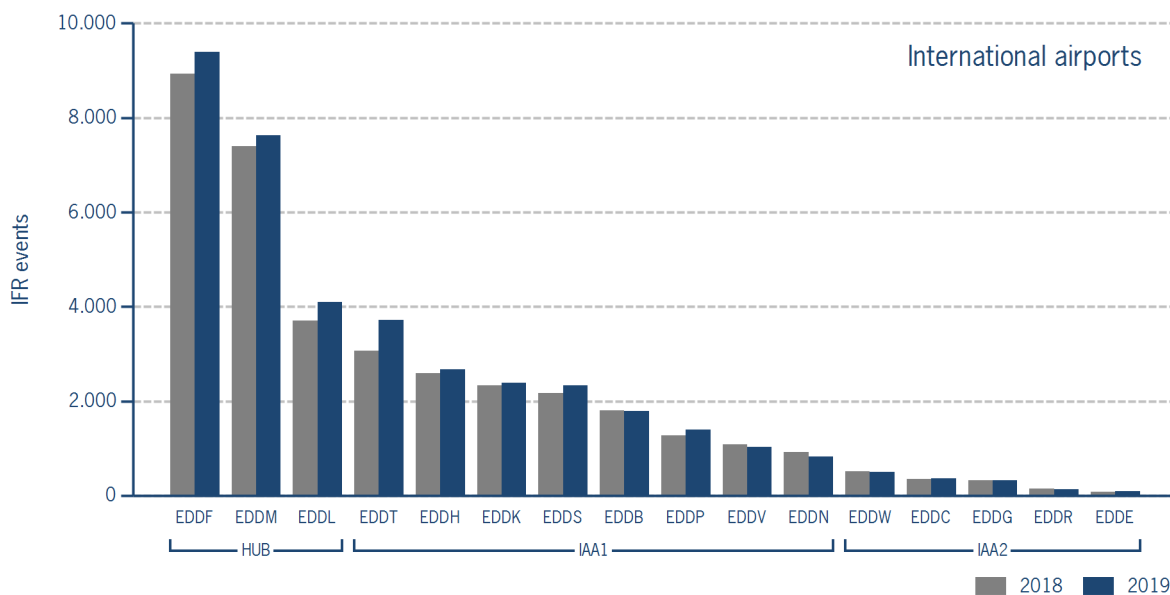
IFR events (take-offs and landings) at the international DFS towers in the Federal Republic of Germany differentiated by Hub Gateways (HUB), International Access Airports 1 (IAA1) and International Access Airports 2 (IAA2).

	HUB	IAA1	IAA2
Week 8	21.110	16.153	1.427
Trend	5,4%	5,9%	-0,1%
Cumulated Weeks	157.930	120.486	10.549
Trend	3,8%	6,2%	3,3%

IFR flights at international German airports - in detail

IFR events (take-offs and landings) at the different international DFS towers in the Federal Republic of Germany.

		Week 8	Trend	Week 1 - 8	Trend
HUB					
EDDF	Frankfurt/Main	9.389	5,2%	69.868	2,4%
EDDL	Düsseldorf	4.097	10,4%	30.771	11,1%
EDDM	München	7.624	3,0%	57.291	1,8%
IAA1					
EDDB	Berlin-Schönefeld	1.785	-0,9%	13.241	-3,2%
EDDH	Hamburg	2.674	3,1%	20.038	3,0%
EDDK	Köln/Bonn	2.392	2,5%	18.008	0,2%
EDDN	Nürnberg	830	-10,4%	6.649	-1,1%
EDDP	Leipzig/Halle	1.398	9,2%	10.577	4,6%
EDDS	Stuttgart	2.335	7,8%	16.361	4,7%
EDDT	Berlin-Tegel	3.713	21,1%	27.776	25,5%
EDDV	Hannover	1.026	-5,0%	7.836	1,4%
IAA2					
EDDC	Dresden	362	1,4%	2.798	4,7%
EDDE	Erfurt/Weimar	98	30,7%	580	15,5%
EDDG	Münster/Osnabrück	324	-0,9%	2.296	2,7%
EDDR	Saarbrücken	137	-9,3%	1.099	-1,9%
EDDW	Bremen	506	-2,5%	3.776	2,5%



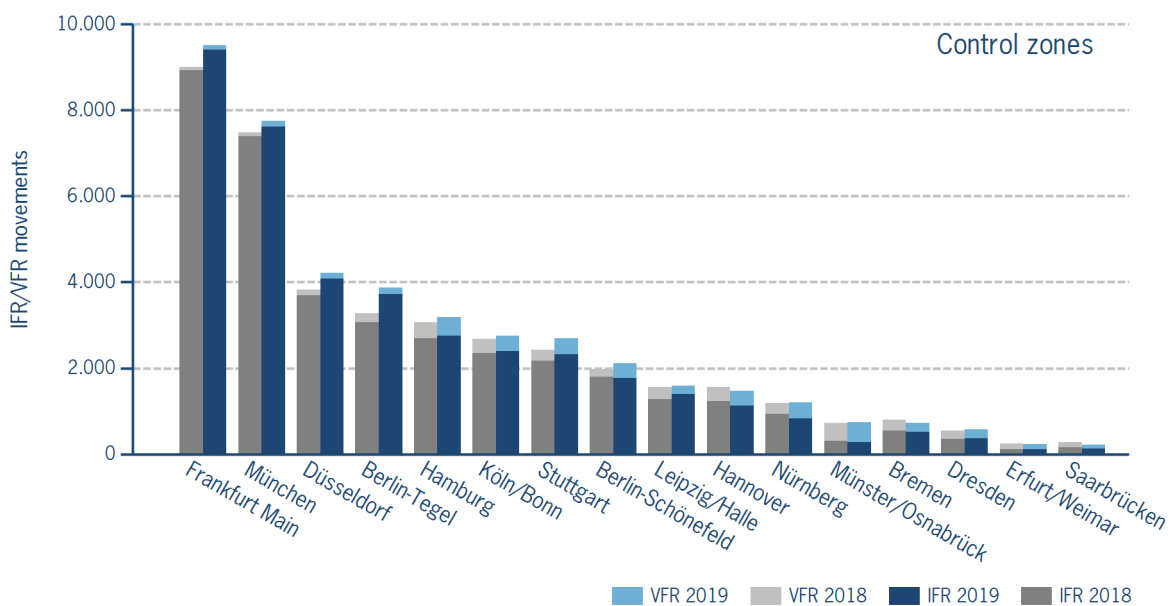
IFR/VFR flights in control zones of DFS towers

IFR/VFR movements (entries, exits, overflights and domestics) at the different control zones of international DFS towers.

	Week 8	Trend	Week 1 - 8	Trend
Berlin-Schönefeld	2.106	6,3%	14.756	-0,6%
Berlin-Tegel	3.874	18,0%	28.717	23,4%
Bremen	724	-8,7%	5.092	-2,1%
Dresden	575	4,5%	3.929	2,1%
Düsseldorf	4.219	10,0%	31.544	10,3%
Erfurt/Weimar	238	-1,2%	1.270	5,8%
Frankfurt Main	9.507	5,6%	70.523	2,6%
Hamburg	3.185	3,6%	22.714	2,9%
Hannover	1.465	-5,9%	10.201	-0,3%
Köln/Bonn	2.750	2,9%	19.566	-1,8%
Leipzig/Halle	1.588	1,9%	11.906	3,2%
München	7.758	3,6%	58.052	1,9%
Münster/Osnabrück	744	2,3%	4.046	-10,7%
Nürnberg	1.205	2,0%	8.041	-1,6%
Saarbrücken	221	-19,9%	1.667	-0,7%
Stuttgart	2.696	11,5%	18.004	4,1%

Additional information:

Münster reported no glider movements for the current week, i.e. no glider movements for the cumulated year.



IFR flights at regional German airports - in detail

IFR events (take-offs and landings) at the different regional towers in the Federal Republic of Germany with control zone and barely any PPR.

	2019	2018	Trend
Week 8	2.945	2.964	-0,6%
Cumulated Weeks	21.388	20.835	2,7%

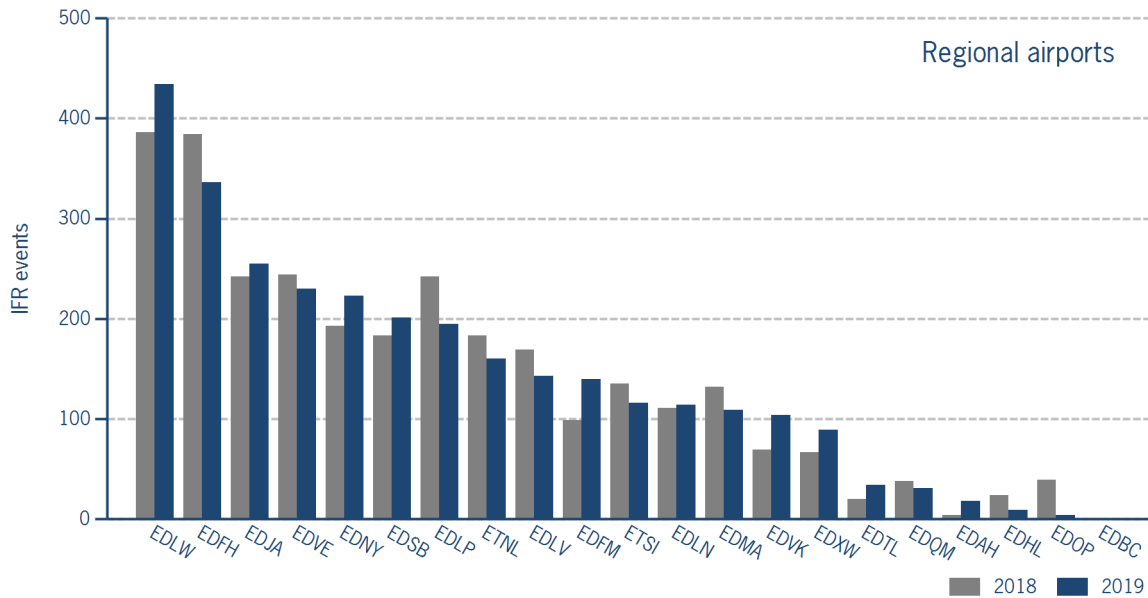
	Week 8	Trend	Week 1 - 8	Trend
EDAH Heringsdorf	18	OLC*	88	91,3%
EDBC Magdeburg/Cochstedt	0	N/A	1	OLC*
EDFH Frankfurt-Hahn	336	-12,5%	2.511	-8,1%
EDFM Mannheim City	140	41,4%	878	1,7%
EDHL Lübeck-Blankensee	9	-62,5%	372	83,3%
EDJA Memmingen	255	5,4%	2.016	14,4%
EDLN Mönchengladbach	114	2,7%	893	-5,3%
EDLP Paderborn/Lippstadt	195	-19,4%	1.651	8,8%
EDLV Niederrhein	143	-15,4%	1.113	-17,5%
EDLW Dortmund	434	12,4%	3.281	11,9%
EDMA Augsburg	109	-17,4%	757	-10,2%
EDNY Friedrichshafen	223	15,5%	1.434	5,3%
EDOP Schwerin-Parchim	4	-89,7%	16	-87,7%
EDQM Hof-Plauen	31	-18,4%	178	9,2%
EDSB Karlsruhe/Baden-Baden	201	9,8%	1.448	-1,6%
EDTL Lahr	34	70,0%	196	-1,5%
EDVE Braunschweig-Wolfsburg	230	-5,7%	1.296	-4,8%
EDVK Kassel-Calden	104	50,7%	530	-0,2%
EDXW Sylt	89	32,8%	505	16,1%
ETNL Laage	160	-12,6%	1.433	19,7%
ETSI Ingolstadt/Manching	116	-14,1%	791	0,1%

*The value is of limited conclusiveness (OLC).

Please note: The airport Magdeburg-Cochstedt (EDBC) is currently closed.

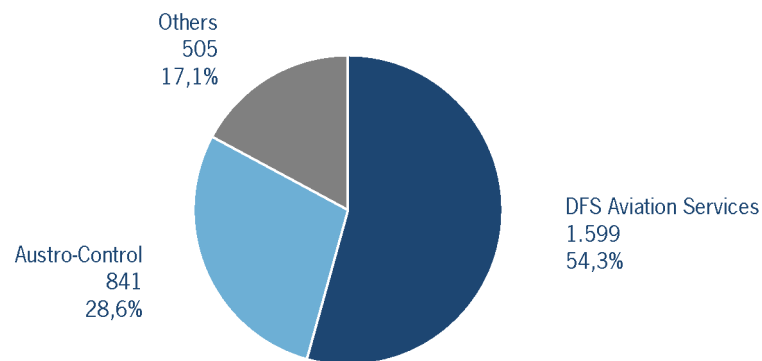
IFR flights at regional German airports - in detail

IFR events (take-offs and landings) at the different regional towers in the Federal Republic of Germany with control zone and barely any PPR.



IFR flights at regional German airports - air traffic service providers

Percentage of IFR events (take-offs and landings) at the regional towers in the Federal Republic of Germany differentiated between DFS Aviation Services, Austro Control and other providers.



- DFS Aviation Services: Dortmund (EDLW), Friedrichshafen (EDNY), Karlsruhe/Baden-Baden (EDSB), Lahr (EDTL), Magdeburg/Cochstedt (EDBC), Memmingen (EDJA), Mönchengladbach (EDLN), Niederrhein (EDLV), Paderborn/Lippstadt (EDLP)
- Austro Control: Augsburg (EDMA), Braunschweig-Wolfsburg (EDVE), Frankfurt-Hahn (EDFH), Heringsdorf (EDAH), Hof-Plauen (EDQM), Kassel-Calden (EDVK), Lübeck-Blankensee (EDHL), Schwerin-Parchim (EDOP)
- Others: Ingolstadt/Manching (ETSI), Laage (ETNL), Mannheim City (EDFM), Sylt (EDXW)





ATFM Arrival Delay

(Data Source: NM statistics, DFS LIZ)

ATFM Arrival Delay with reference to the relevant airport, in minutes per IFR arrival.

ATFM Arrival Delay:

sum of all arrival ATFM delay divided by the sum of all inbound flights for the particular traffic volume

Airports		ATC Delay [min/arrival]	non ATC Delay [min/arrival]	
	All Airports	0,1197	0,0633	
EDDS	Stuttgart	1,9846	0	
EDDL	Düsseldorf	0	0,1985	
EDDF	Frankfurt/Main	0	0,1744	

Please note: The ATFM delay data are provided by NM statistics. Due to internal distribution of the ATFM delay, data are modified by CC/FC and TWR/M. The inbound flight information is based on LIZ statistics.

All Airports means all international German airports: Berlin-Schönefeld (EDDB), Berlin-Tegel (EDDT), Bremen (EDDW), Dresden (EDDC), Düsseldorf (EDDL), Erfurt/Weimar (EDDE), Frankfurt/Main (EDDF), Hamburg (EDDH), Hannover (EDDV), Köln/Bonn (EDDK), Leipzig/Halle (EDDP), München (EDDM), Münster/Osnabrück (EDDG), Nürnberg (EDDN), Saarbrücken (EDDR), Stuttgart (EDDS)