



LIZ Bulletin

DFS Situation and Information Centre

Week 8

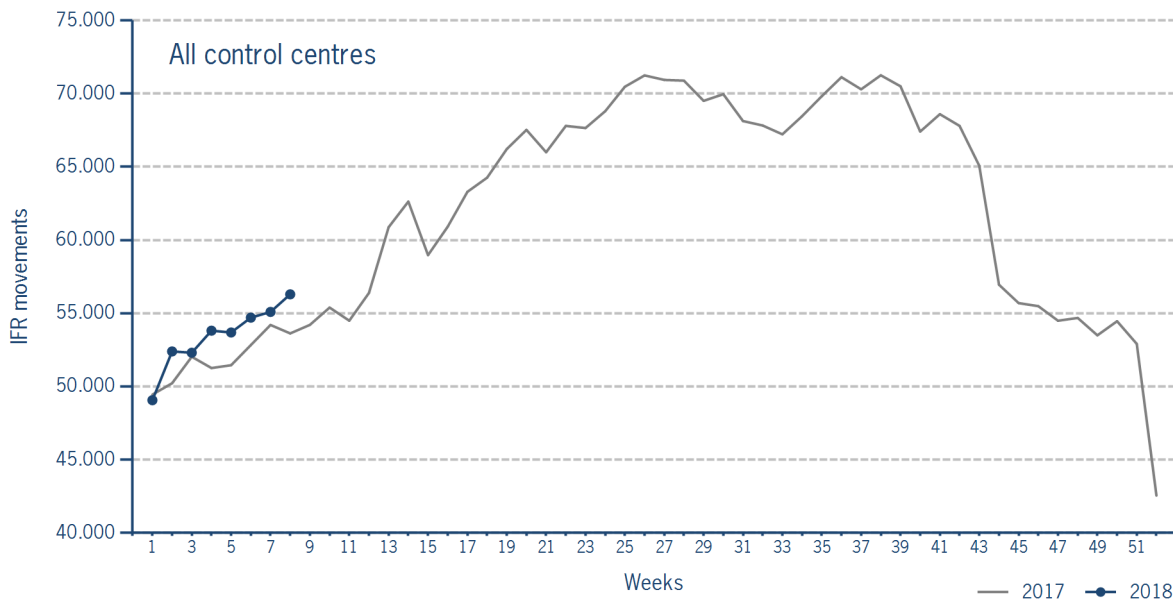
19 FEB 2018 - 25 FEB 2018

Version 28.02.2018

IFR flights in the Federal Republic of Germany

IFR movements (entries, exits, overflights and domestics) in all control sectors with a German designator.

	2018	2017	Trend
Week 8	56.291	53.619	5,0%
Cumulated Weeks	427.308	415.012	3,0%

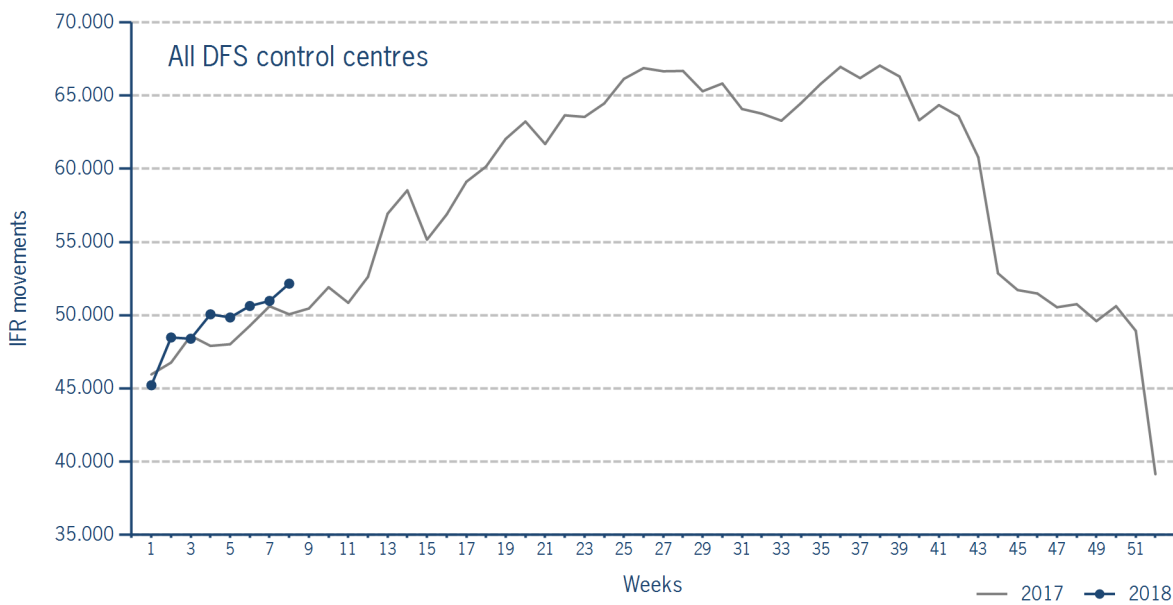


Please note: This count covers the traffic in the area build by all control sectors with a German designator („ED“), regardless of the service provider, including civil and military traffic in sectors controlled by DFS and Maastricht UAC (Maastricht-Hannover sectors). The area counted is composed of modular control sectors designed for ATC purposes with partly cross border structures and is therefore not identical to the political border of the Federal Republic of Germany or the national Flight Information Region (FIR).

IFR flights controlled by DFS

IFR movements (entries, exits, overflights and domestics) in control sectors controlled by DFS.

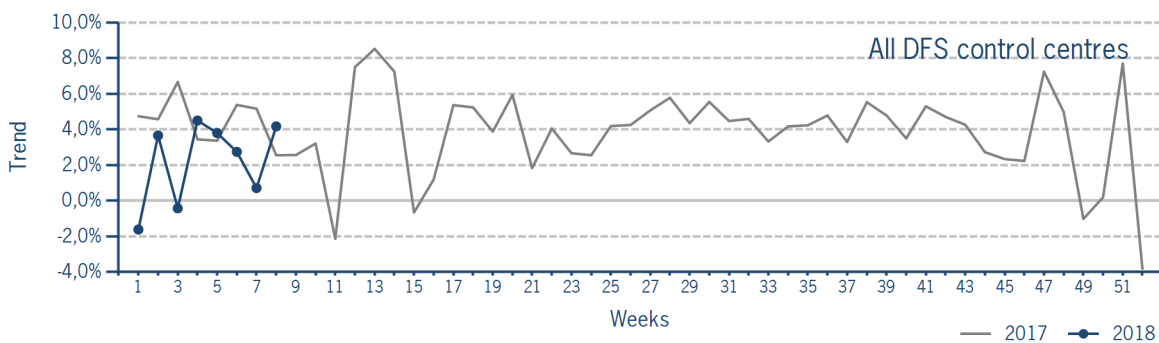
	2018	2017	Trend
Week 8	52.156	50.065	4,2%
Cumulated Weeks	395.756	387.186	2,2%



Please note: This count covers the traffic in the area build by control sectors of DFS control centres, including civil and military traffic. Traffic in Maastricht UAC (Maastricht-Hannover sectors) is not counted.

IFR flights controlled by DFS - trend

Trend in the number of IFR movements (entries, exits, overflights and domestics) in control sectors controlled by DFS.

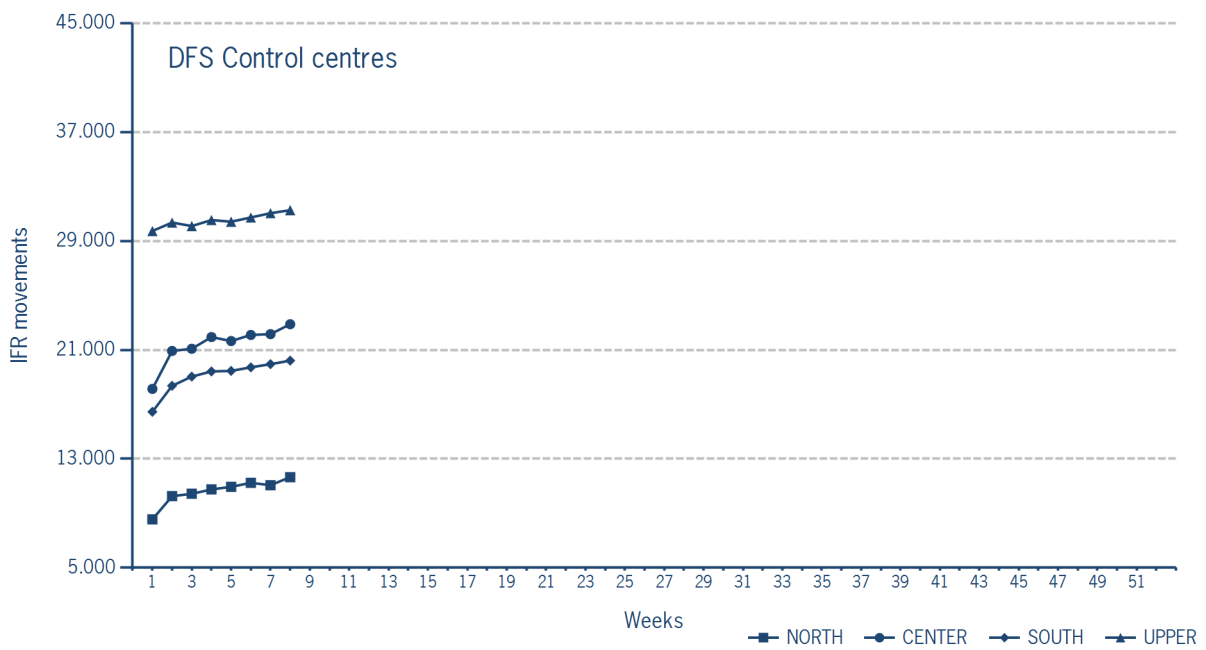


IFR flights controlled by DFS - in detail

IFR movements (entries, exits, overflights and domestics) controlled by DFS at the different control centres.

	NORTH	CENTER	SOUTH	UPPER
Week 8	11.654	22.887	20.214	31.263
Trend	-0,6%	6,8%	2,9%	3,2%
Cumulated Weeks	84.891	170.886	152.622	244.172
Trend	-5,0%	3,4%	2,7%	3,2%

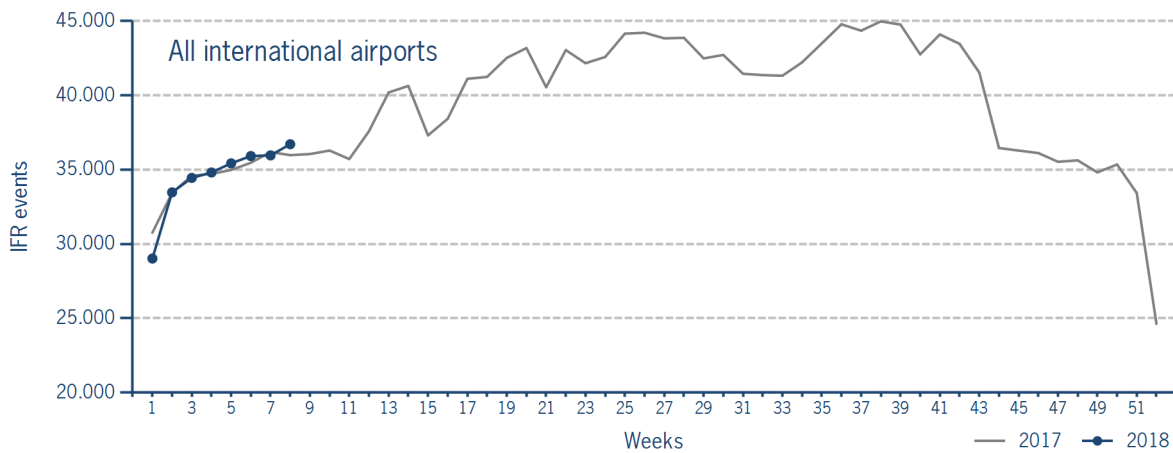
Please note: The trend numbers compare counts of the airspaces in their current configuration to the count of the same airspace in 2017.



IFR flights at international German airports

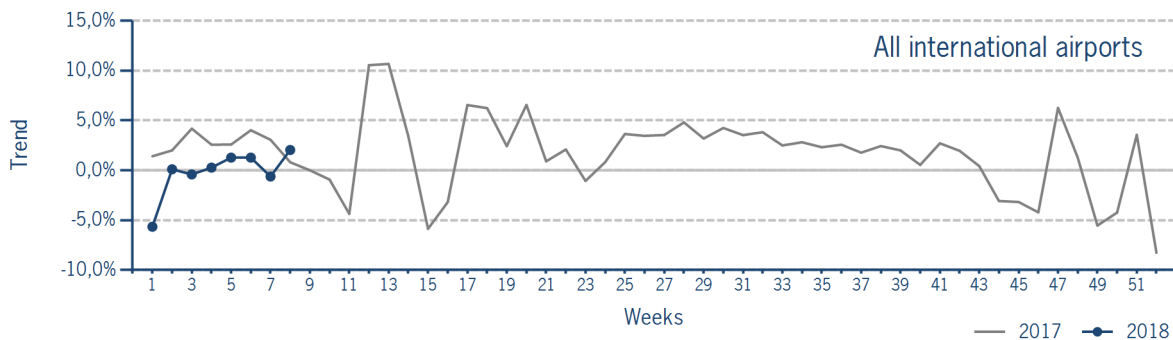
IFR events (take-offs and landings) at the international DFS towers in the Federal Republic of Germany.

	2018	2017	Trend
Week 8	36.712	35.978	2,0%
Cumulated Weeks	275.767	276.107	-0,1%



IFR flights at international German airports - trend

Trend in the number of IFR events (take-offs and landings) at the international DFS towers in the Federal Republic of Germany.



IFR flights at international German airports - airport category

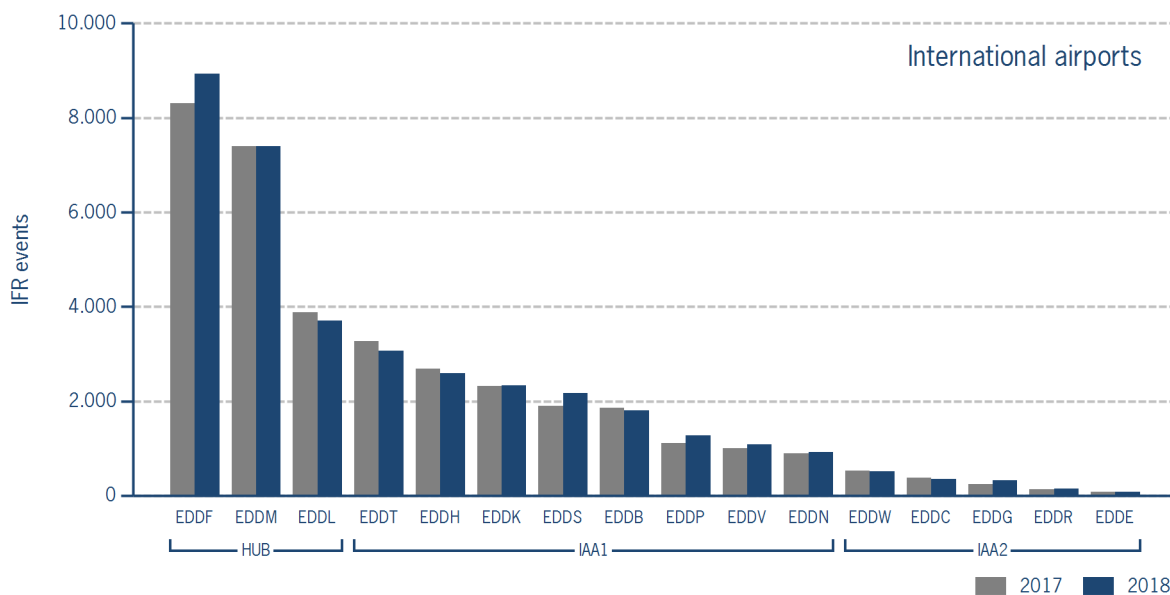
IFR events (take-offs and landings) at the international DFS towers in the Federal Republic of Germany differentiated by Hub Gateways (HUB), International Access Airports 1 (IAA1) and International Access Airports 2 (IAA2).

	HUB	IAA1	IAA2
Week 8	20.037	15.246	1.429
Trend	2,3%	1,4%	5,1%
Cumulated Weeks	152.142	113.411	10.214
Trend	1,7%	-2,1%	-4,2%

IFR flights at international German airports - in detail

IFR events (take-offs and landings) at the different international DFS towers in the Federal Republic of Germany.

		Week 8	Trend	Week 1 - 8	Trend
HUB					
EDDF	Frankfurt/Main	8.928	7,5%	68.204	7,5%
EDDL	Düsseldorf	3.710	-4,3%	27.686	-7,9%
EDDM	München	7.399	0,0%	56.252	0,3%
IAA1					
EDDB	Berlin-Schönefeld	1.801	-3,3%	13.677	-5,0%
EDDH	Hamburg	2.593	-3,5%	19.450	-6,7%
EDDK	Köln/Bonn	2.333	0,4%	17.978	-0,6%
EDDN	Nürnberg	926	4,3%	6.723	-0,1%
EDDP	Leipzig/Halle	1.280	15,1%	10.113	15,2%
EDDS	Stuttgart	2.167	14,3%	15.621	8,3%
EDDT	Berlin-Tegel	3.066	-6,2%	22.124	-11,3%
EDDV	Hannover	1.080	8,0%	7.725	1,3%
IAA2					
EDDC	Dresden	357	-4,3%	2.673	-12,9%
EDDE	Erfurt/Weimar	75	-2,6%	502	-4,9%
EDDG	Münster/Osnabrück	327	31,9%	2.236	7,3%
EDDR	Saarbrücken	151	8,6%	1.120	3,5%
EDDW	Bremen	519	-0,8%	3.683	-5,7%



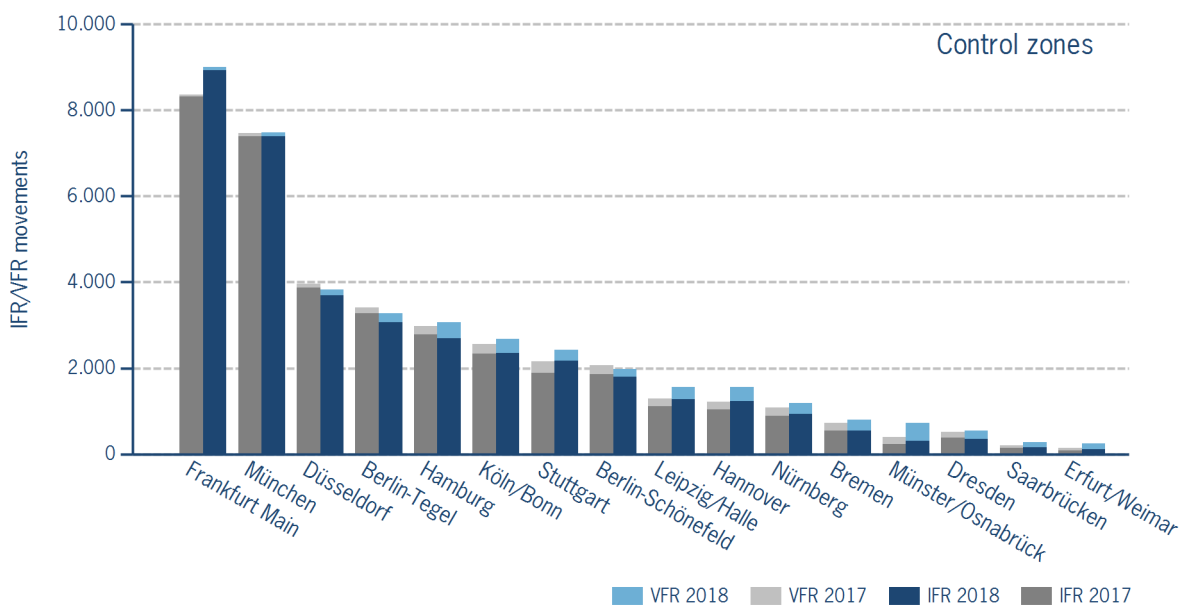
IFR/VFR flights in control zones of DFS towers

IFR/VFR movements (entries, exits, overflights and domestics) at the different control zones of international DFS towers.

	Week 8	Trend	Week 1 - 8	Trend
Berlin-Schönefeld	1.982	-4,3%	14.849	-6,4%
Berlin-Tegel	3.282	-3,8%	23.264	-9,7%
Bremen	793	10,4%	5.203	-2,4%
Dresden	550	7,8%	3.850	-4,6%
Düsseldorf	3.835	-3,3%	28.599	-7,6%
Erfurt/Weimar	241	66,2%	1.200	12,8%
Frankfurt Main	9.004	7,6%	68.742	7,5%
Hamburg	3.074	3,0%	22.065	-5,3%
Hannover	1.557	28,5%	10.235	6,7%
Köln/Bonn	2.673	4,7%	19.917	0,0%
Leipzig/Halle	1.558	20,5%	11.535	15,6%
München	7.488	0,2%	56.965	0,4%
Münster/Osnabrück	727	80,4%	4.533	22,4%
Nürnberg	1.181	9,7%	8.172	-0,9%
Saarbrücken	276	39,4%	1.679	-1,2%
Stuttgart	2.419	11,8%	17.287	6,1%

Additional information:

Münster reported no glider movements for the current week, i.e. no glider movements for the cumulated year.



IFR flights at regional German airports - in detail

IFR events (take-offs and landings) at the different regional towers in the Federal Republic of Germany with control zone and barely any PPR.

	2018	2017	Trend
Week 8	2.964	2.639	12,3%
Cumulated Weeks	20.835	19.406	7,4%

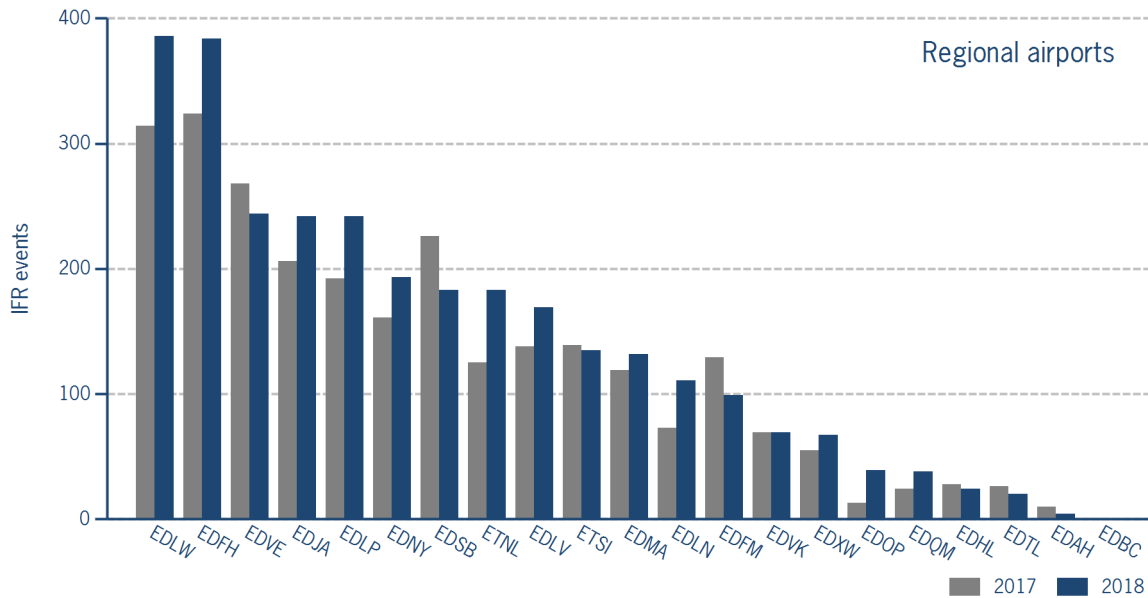
	Week 8	Trend	Week 1 - 8	Trend
EDAH Heringsdorf	4	-60,0%	46	9,5%
EDBC Magdeburg/Cochstedt	0	N/A	0	OLC*
EDFH Frankfurt-Hahn	384	18,5%	2.733	3,8%
EDFM Mannheim City	99	-23,3%	863	-5,4%
EDHL Lübeck-Blankensee	24	-14,3%	203	3,0%
EDJA Memmingen	242	17,5%	1.763	22,8%
EDLN Mönchengladbach	111	52,1%	943	33,2%
EDLP Paderborn/Lippstadt	242	26,0%	1.518	10,6%
EDLV Niederrhein	169	22,5%	1.349	17,4%
EDLW Dortmund	386	22,9%	2.933	13,6%
EDMA Augsburg	132	10,9%	843	0,0%
EDNY Friedrichshafen	193	19,9%	1.362	-1,2%
EDOP Schwerin-Parchim	39	OLC*	130	116,7%
EDQM Hof-Plauen	38	58,3%	163	-7,9%
EDSB Karlsruhe/Baden-Baden	183	-19,0%	1.472	-11,3%
EDTL Lahr	20	-23,1%	199	5,9%
EDVE Braunschweig-Wolfsburg	244	-9,0%	1.362	-6,9%
EDVK Kassel-Calden	69	0,0%	531	13,5%
EDXW Sylt	67	21,8%	435	5,3%
ETNL Laage	183	46,4%	1.197	22,6%
ETSI Ingolstadt/Manching	135	-2,9%	790	5,9%

*The value is of limited conclusiveness (OLC).

Please note: The airport Magdeburg-Cochstedt (EDBC) is currently closed.

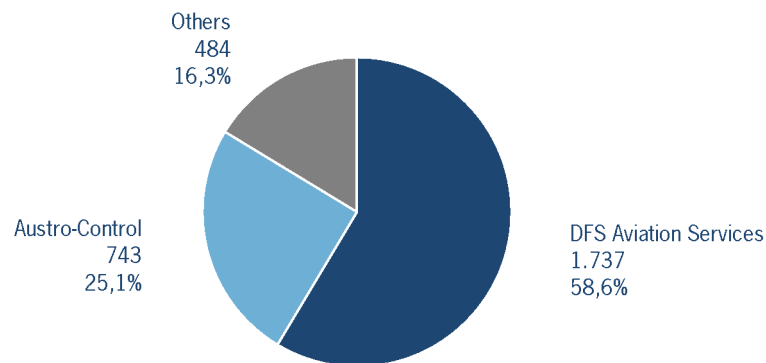
IFR flights at regional German airports - in detail

IFR events (take-offs and landings) at the different regional towers in the Federal Republic of Germany with control zone and barely any PPR.



IFR flights at regional German airports - air traffic service providers

Percentage of IFR events (take-offs and landings) at the regional towers in the Federal Republic of Germany differentiated between DFS Aviation Services, Austro Control and other providers.



DFS Aviation Services: Dortmund (EDLW), Frankfurt-Hahn (EDFH), Karlsruhe/Baden-Baden (EDSB), Lahr (EDTL), Magdeburg/Cochstedt (EDBC), Memmingen (EDJA), Mönchengladbach (EDLN), Niederrhein (EDLV), Paderborn/Lippstadt (EDLP)

Austro Control: Augsburg (EDMA), Braunschweig-Wolfsburg (EDVE), Friedrichshafen (EDNY), Heringsdorf (EDAH), Hof-Plauen (EDQM), Kassel-Calden (EDVK), Lübeck-Blankensee (EDHL), Schwerin-Parchim (EDOP)

Others: Ingolstadt/Manching (ETSI), Laage (ETNL), Mannheim City (EDFM), Sylt (EDXW)




ATFM Arrival Delay

(Data Source: NM statistics, DFS LIZ)

ATFM Arrival Delay with reference to the relevant airport, in minutes per IFR arrival.

ATFM Arrival Delay:

sum of all arrival ATFM delay divided by the sum of all inbound flights for the particular traffic volume

Airports		ATC Delay [min/arrival]	non ATC Delay [min/arrival]	
	All Airports	0	0,0264	
EDDH	Hamburg	0	0,1801	
EDDL	Düsseldorf	0	0,1355	

Please note: The ATFM delay data are provided by NM statistics. Due to internal distribution of the ATFM delay, data are modified by CC/FC and TWR/M. The inbound flight information is based on LIZ statistics.

All Airports means all international German airports: Berlin-Schönefeld (EDDB), Berlin-Tegel (EDDT), Bremen (EDDW), Dresden (EDDC), Düsseldorf (EDDL), Erfurt/Weimar (EDDE), Frankfurt/Main (EDDF), Hamburg (EDDH), Hannover (EDDV), Köln/Bonn (EDDK), Leipzig/Halle (EDDP), München (EDDM), Münster/Osnabrück (EDDG), Nürnberg (EDDN), Saarbrücken (EDDR), Stuttgart (EDDS)