



# LIZ Bulletin

DFS Situation and Information Centre

Week 6

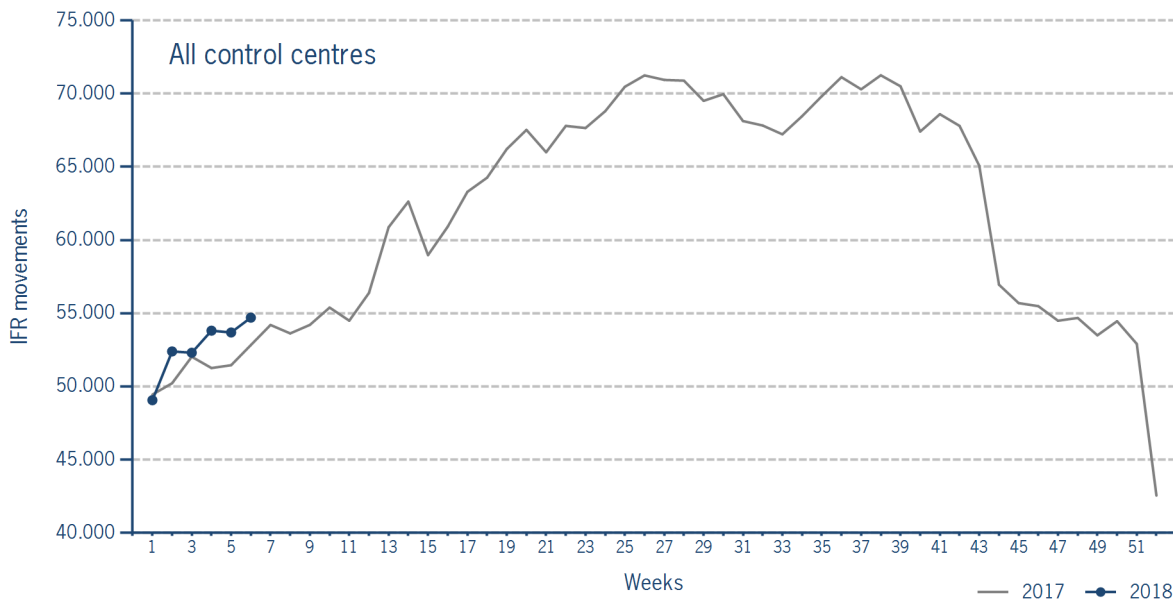
5 FEB 2018 - 11 FEB 2018

Version 14.02.2018

## IFR flights in the Federal Republic of Germany

IFR movements (entries, exits, overflights and domestics) in all control sectors with a German designator.

	2018	2017	Trend
Week 6	54.696	52.822	3,5%
Cumulated Weeks	315.928	307.197	2,8%

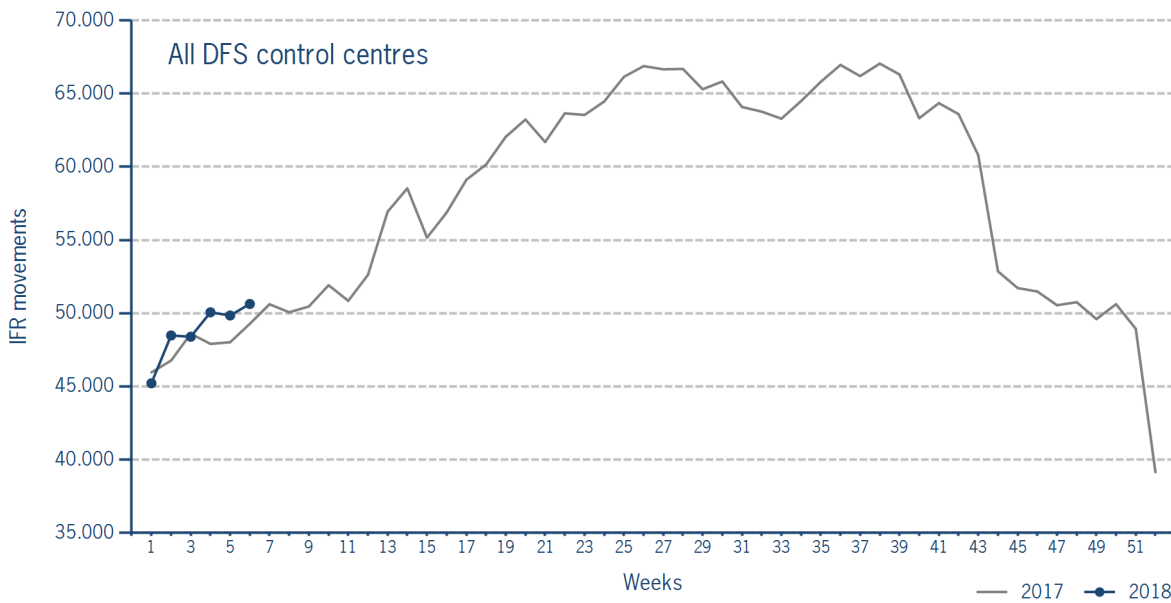


Please note: This count covers the traffic in the area build by all control sectors with a German designator („ED“), regardless of the service provider, including civil and military traffic in sectors controlled by DFS and Maastricht UAC (Maastricht-Hannover sectors). The area counted is composed of modular control sectors designed for ATC purposes with partly cross border structures and is therefore not identical to the political border of the Federal Republic of Germany or the national Flight Information Region (FIR).

## IFR flights controlled by DFS

IFR movements (entries, exits, overflights and domestics) in control sectors controlled by DFS.

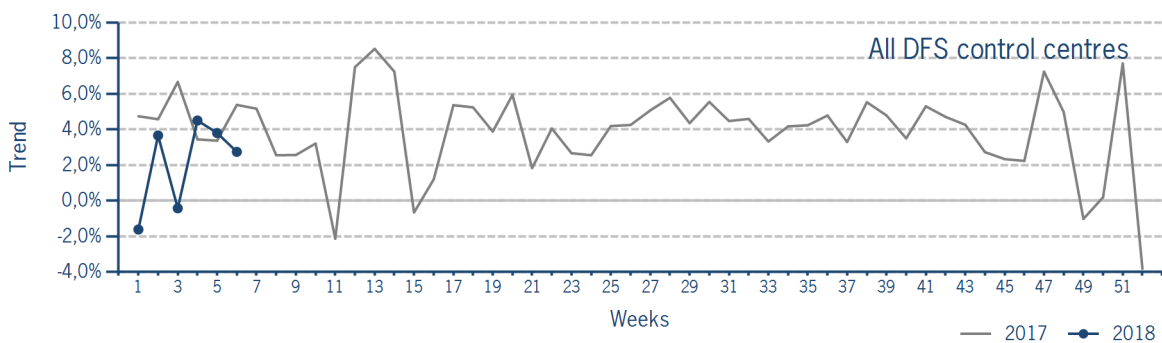
	2018	2017	Trend
<b>Week 6</b>	50.631	49.276	2,7%
<b>Cumulated Weeks</b>	292.624	286.509	2,1%



Please note: This count covers the traffic in the area build by control sectors of DFS control centres, including civil and military traffic. Traffic in Maastricht UAC (Maastricht-Hannover sectors) is not counted.

## IFR flights controlled by DFS - trend

Trend in the number of IFR movements (entries, exits, overflights and domestics) in control sectors controlled by DFS.

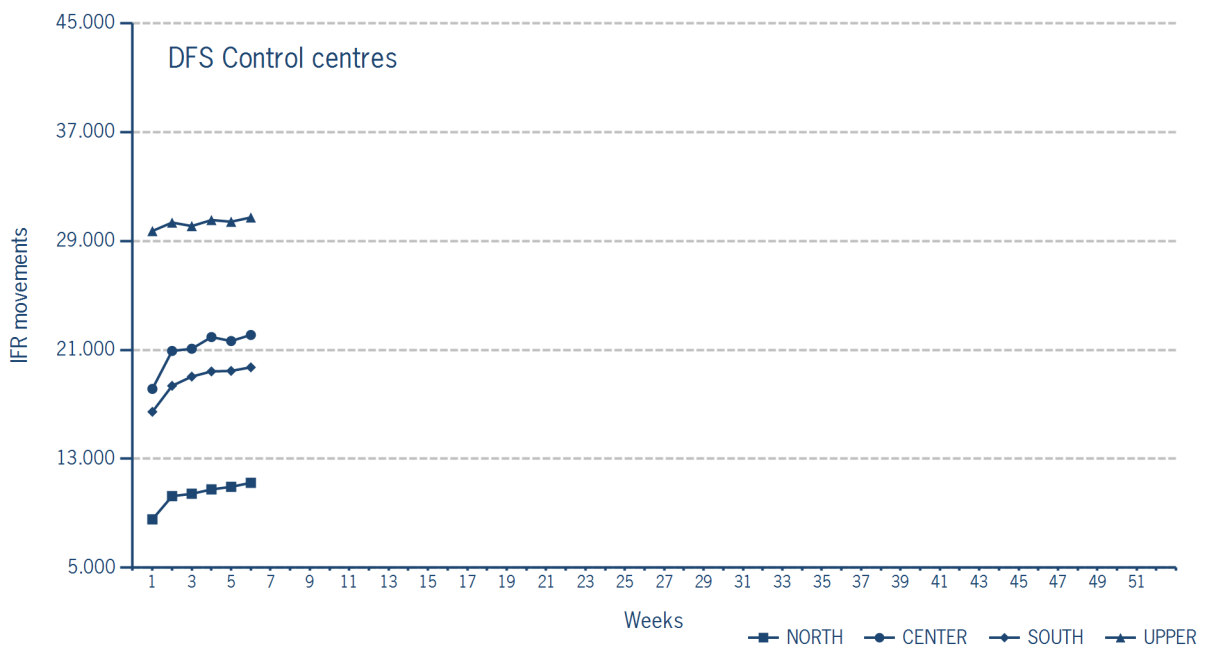


**IFR flights controlled by DFS - in detail**

IFR movements (entries, exits, overflights and domestics) controlled by DFS at the different control centres.

	NORTH	CENTER	SOUTH	UPPER
<b>Week 6</b>	11.234	22.099	19.720	30.728
<b>Trend</b>	-3,8%	3,7%	3,4%	3,0%
<b>Cumulated Weeks</b>	62.171	125.840	112.454	181.865
<b>Trend</b>	-5,6%	3,1%	3,1%	3,4%

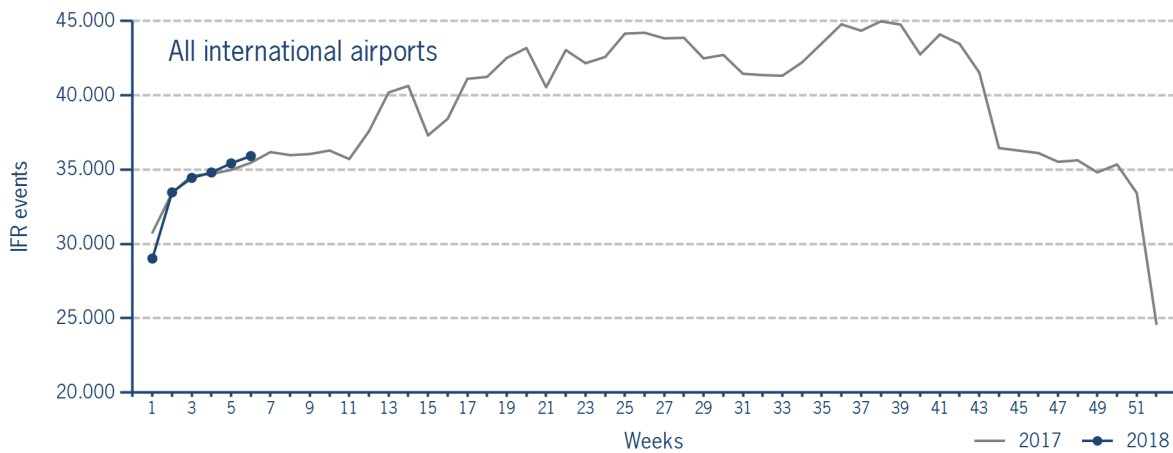
Please note: The trend numbers compare counts of the airspaces in their current configuration to the count of the same airspace in 2017.



### IFR flights at international German airports

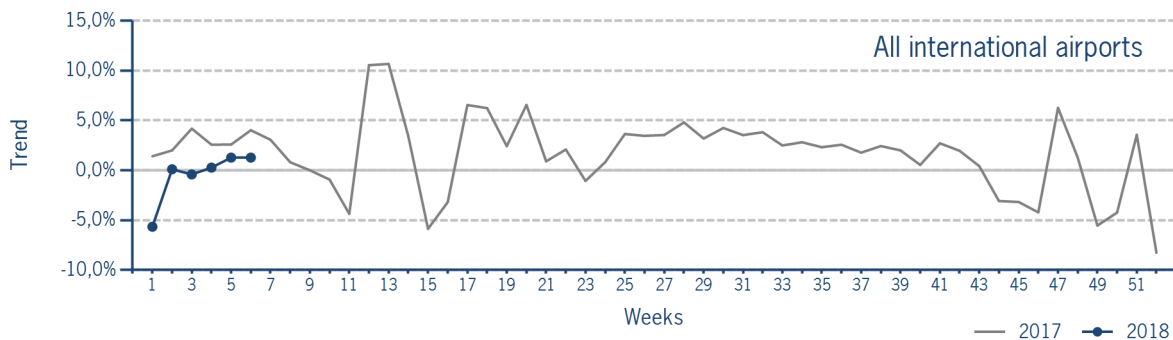
IFR events (take-offs and landings) at the international DFS towers in the Federal Republic of Germany.

	2018	2017	Trend
<b>Week 6</b>	35.918	35.466	1,3%
<b>Cumulated Weeks</b>	203.094	203.945	-0,4%



### IFR flights at international German airports - trend

Trend in the number of IFR events (take-offs and landings) at the international DFS towers in the Federal Republic of Germany.



### IFR flights at international German airports - airport category

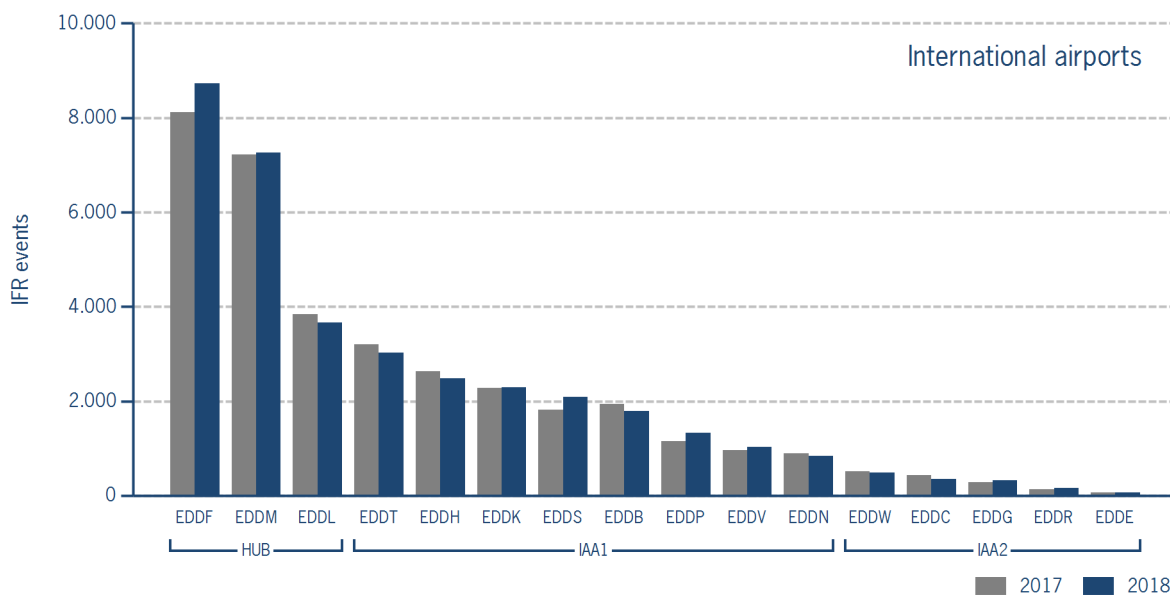
IFR events (take-offs and landings) at the international DFS towers in the Federal Republic of Germany differentiated by Hub Gateways (HUB), International Access Airports 1 (IAA1) and International Access Airports 2 (IAA2).

	HUB	IAA1	IAA2
<b>Week 6</b>	19.650	14.881	1.387
<b>Trend</b>	2,5%	0,0%	-2,8%
<b>Cumulated Weeks</b>	112.335	83.384	7.375
<b>Trend</b>	1,9%	-2,8%	-6,2%

IFR flights at international German airports - in detail

IFR events (take-offs and landings) at the different international DFS towers in the Federal Republic of Germany.

		Week 6	Trend	Week 1 - 6	Trend
<b>HUB</b>					
EDDF	Frankfurt/Main	8.729	7,6%	50.451	7,6%
EDDL	Düsseldorf	3.662	-4,5%	20.342	-8,7%
EDDM	München	7.259	0,6%	41.542	1,0%
<b>IAA1</b>					
EDDB	Berlin-Schönefeld	1.791	-7,7%	10.100	-5,2%
EDDH	Hamburg	2.479	-5,9%	14.375	-7,0%
EDDK	Köln/Bonn	2.290	0,7%	13.378	-0,4%
EDDN	Nürnberg	843	-5,3%	4.895	-0,8%
EDDP	Leipzig/Halle	1.330	15,9%	7.527	15,3%
EDDS	Stuttgart	2.092	14,8%	11.378	7,1%
EDDT	Berlin-Tegel	3.031	-5,2%	16.110	-13,2%
EDDV	Hannover	1.025	6,0%	5.621	-0,2%
<b>IAA2</b>					
EDDC	Dresden	351	-17,6%	1.963	-14,2%
EDDE	Erfurt/Weimar	70	4,5%	342	-9,5%
EDDG	Münster/Osnabrück	318	12,0%	1.596	4,3%
EDDR	Saarbrücken	156	19,1%	822	2,0%
EDDW	Bremen	492	-5,2%	2.652	-7,2%



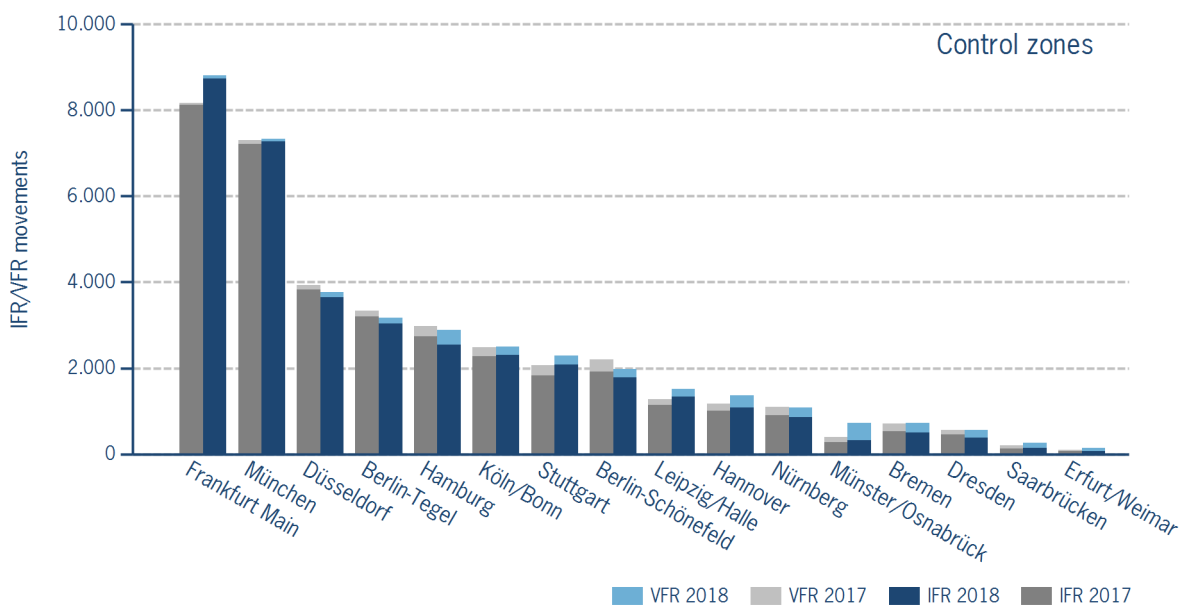
### IFR/VFR flights in control zones of DFS towers

IFR/VFR movements (entries, exits, overflights and domestics) at the different control zones of international DFS towers.

	Week 6	Trend	Week 1 - 6	Trend
Berlin-Schönefeld	1.980	-10,2%	10.923	-6,5%
Berlin-Tegel	3.165	-5,1%	16.827	-11,8%
Bremen	720	0,4%	3.615	-6,3%
Dresden	562	0,9%	2.767	-6,8%
Düsseldorf	3.766	-4,2%	20.981	-8,4%
Erfurt/Weimar	136	40,2%	765	3,7%
Frankfurt Main	8.804	7,8%	50.839	7,6%
Hamburg	2.887	-3,2%	16.026	-7,1%
Hannover	1.369	17,3%	7.225	3,1%
Köln/Bonn	2.499	0,6%	14.643	-0,5%
Leipzig/Halle	1.519	19,6%	8.461	16,2%
München	7.335	0,5%	42.042	1,1%
Münster/Osnabrück	724	80,1%	3.069	13,4%
Nürnberg	1.076	-2,1%	5.854	-2,7%
Saarbrücken	259	27,6%	1.168	-6,8%
Stuttgart	2.286	10,9%	12.539	5,3%

Additional information:

Münster reported no glider movements for the current week, i.e. no glider movements for the cumulated year.



## IFR flights at regional German airports - in detail

IFR events (take-offs and landings) at the different regional towers in the Federal Republic of Germany with control zone and barely any PPR.

	2018	2017	Trend
<b>Week 6</b>	2.877	2.563	12,3%
<b>Cumulated Weeks</b>	15.133	13.882	9,0%

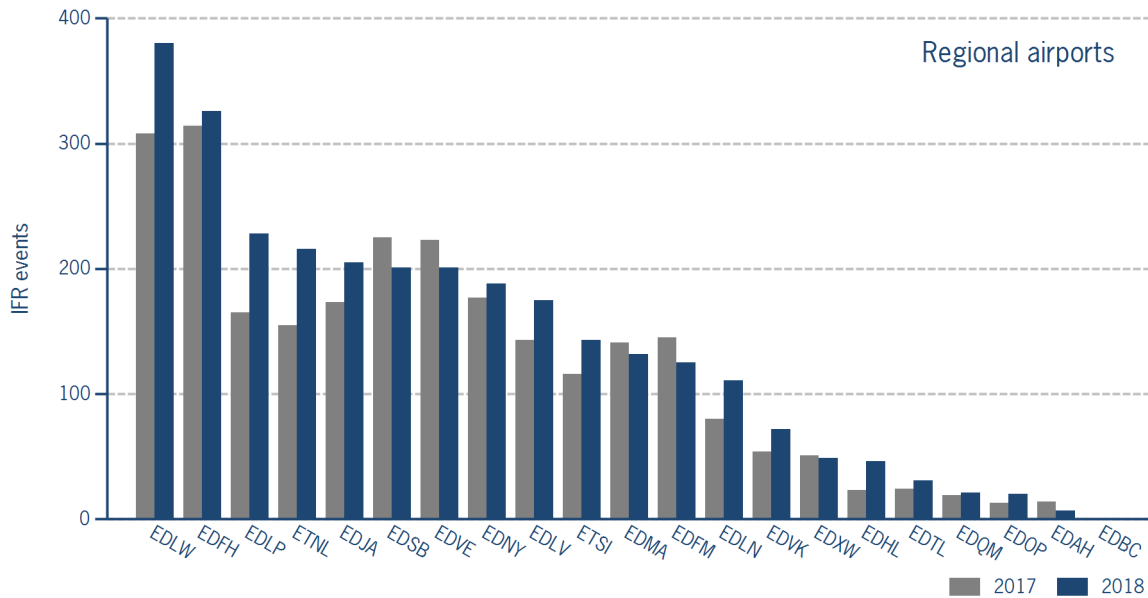
	Week 6	Trend	Week 1 - 6	Trend
EDAH Heringsdorf	7	-50,0%	40	90,5%
EDBC Magdeburg/Cochstedt	0	N/A	0	OLC*
EDFH Frankfurt-Hahn	326	3,8%	1.983	0,8%
EDFM Mannheim City	125	-13,8%	632	0,3%
EDHL Lübeck-Blankensee	46	100,0%	143	17,2%
EDJA Memmingen	205	18,5%	1.322	30,9%
EDLN Mönchengladbach	111	38,8%	710	34,2%
EDLP Paderborn/Lippstadt	228	38,2%	1.089	11,7%
EDLV Niederrhein	175	22,4%	1.011	16,9%
EDLW Dortmund	380	23,4%	2.168	15,0%
EDMA Augsburg	132	-6,4%	603	7,1%
EDNY Friedrichshafen	188	6,2%	998	-1,3%
EDOP Schwerin-Parchim	20	53,8%	68	83,8%
EDQM Hof-Plauen	21	10,5%	94	-21,7%
EDSB Karlsruhe/Baden-Baden	201	-10,7%	1.079	-10,0%
EDTL Lahr	31	29,2%	153	12,5%
EDVE Braunschweig-Wolfsburg	201	-9,9%	962	-3,4%
EDVK Kassel-Calden	72	33,3%	390	23,4%
EDXW Sylt	49	-3,9%	296	-2,6%
ETNL Laage	216	39,4%	844	17,9%
ETSI Ingolstadt/Manching	143	23,3%	548	14,4%

\*The value is of limited conclusiveness (OLC).

Please note: The airport Magdeburg-Cochstedt (EDBC) is currently closed.

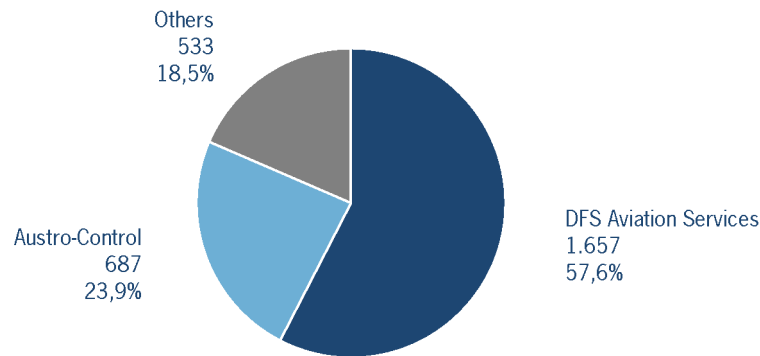
### IFR flights at regional German airports - in detail

IFR events (take-offs and landings) at the different regional towers in the Federal Republic of Germany with control zone and barely any PPR.



### IFR flights at regional German airports - air traffic service providers

Percentage of IFR events (take-offs and landings) at the regional towers in the Federal Republic of Germany differentiated between DFS Aviation Services, Austro Control and other providers.



**DFS Aviation Services:** Dortmund (EDLW), Frankfurt-Hahn (EDFH), Karlsruhe/Baden-Baden (EDSB), Lahr (EDTL), Magdeburg/Cochstedt (EDBC), Memmingen (EDJA), Mönchengladbach (EDLN), Niederrhein (EDLV), Paderborn/Lippstadt (EDLP)

**Austro Control:** Augsburg (EDMA), Braunschweig-Wolfsburg (EDVE), Friedrichshafen (EDNY), Heringsdorf (EDAH), Hof-Plauen (EDQM), Kassel-Calden (EDVK), Lübeck-Blankensee (EDHL), Schwerin-Parchim (EDOP)

**Others:** Ingolstadt/Manching (ETSI), Laage (ETNL), Mannheim City (EDFM), Sylt (EDXW)








## ATFM Arrival Delay

(Data Source: NM statistics, DFS LIZ)

ATFM Arrival Delay with reference to the relevant airport, in minutes per IFR arrival.

*ATFM Arrival Delay:*

*sum of all arrival ATFM delay divided by the sum of all inbound flights for the particular traffic volume*

Airports		ATC Delay [min/arrival]	non ATC Delay [min/arrival]	
	All Airports	0	0,3108	
EDDH	Hamburg	0	2,1571	
EDDM	München	0	0,7962	
EDDW	Bremen	0	0,0650	
EDDF	Frankfurt/Main	0	0,0002	

Please note: The ATFM delay data are provided by NM statistics. Due to internal distribution of the ATFM delay, data are modified by CC/FC and TWR/M. The inbound flight information is based on LIZ statistics.

All Airports means all international German airports: Berlin-Schönefeld (EDDB), Berlin-Tegel (EDDT), Bremen (EDDW), Dresden (EDDC), Düsseldorf (EDDL), Erfurt/Weimar (EDDE), Frankfurt/Main (EDDF), Hamburg (EDDH), Hannover (EDDV), Köln/Bonn (EDDK), Leipzig/Halle (EDDP), München (EDDM), Münster/Osnabrück (EDDG), Nürnberg (EDDN), Saarbrücken (EDDR), Stuttgart (EDDS)