



LIZ Bulletin

DFS Situation and Information Centre

Week 5

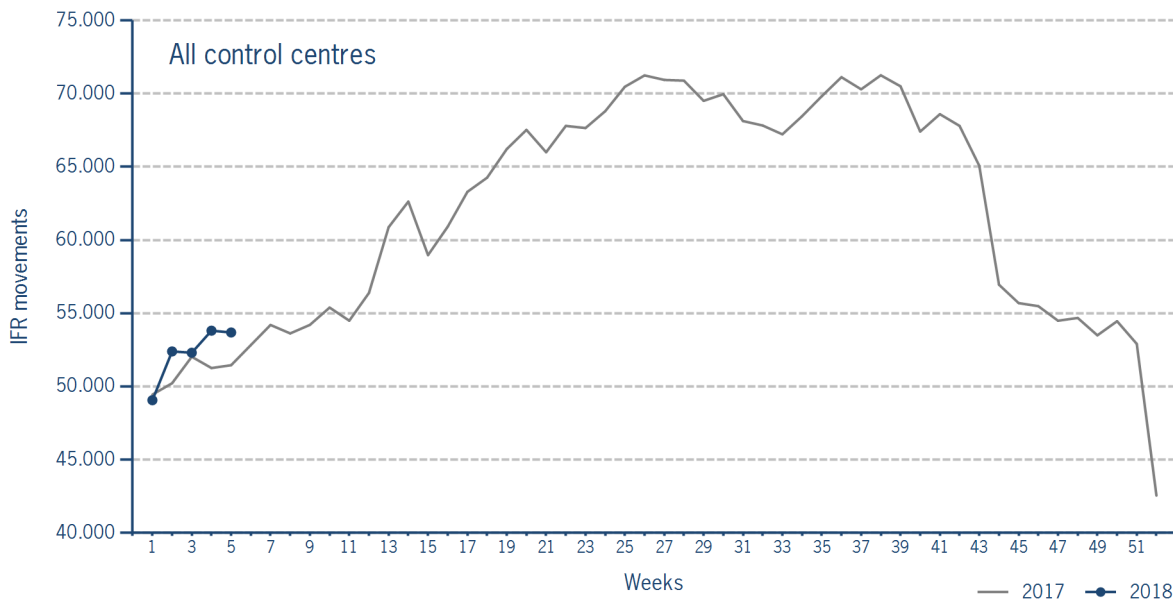
29 JAN 2018 - 4 FEB 2018

Version 07.02.2018

IFR flights in the Federal Republic of Germany

IFR movements (entries, exits, overflights and domestics) in all control sectors with a German designator.

	2018	2017	Trend
Week 5	53.684	51.446	4,4%
Cumulated Weeks	261.232	254.375	2,7%

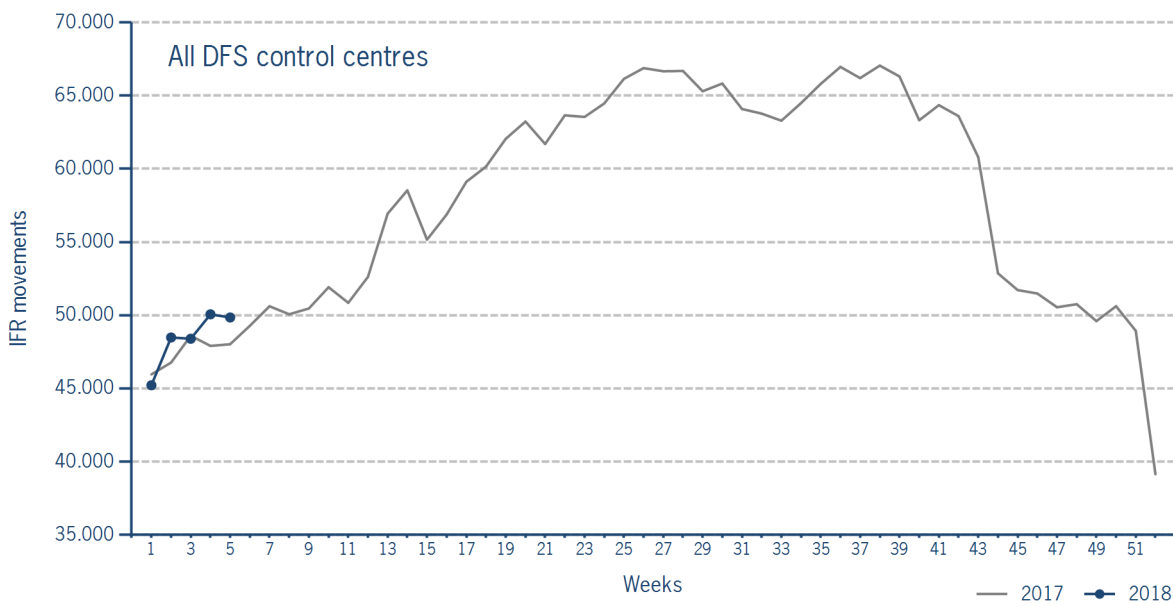


Please note: This count covers the traffic in the area build by all control sectors with a German designator („ED“), regardless of the service provider, including civil and military traffic in sectors controlled by DFS and Maastricht UAC (Maastricht-Hannover sectors). The area counted is composed of modular control sectors designed for ATC purposes with partly cross border structures and is therefore not identical to the political border of the Federal Republic of Germany or the national Flight Information Region (FIR).

IFR flights controlled by DFS

IFR movements (entries, exits, overflights and domestics) in control sectors controlled by DFS.

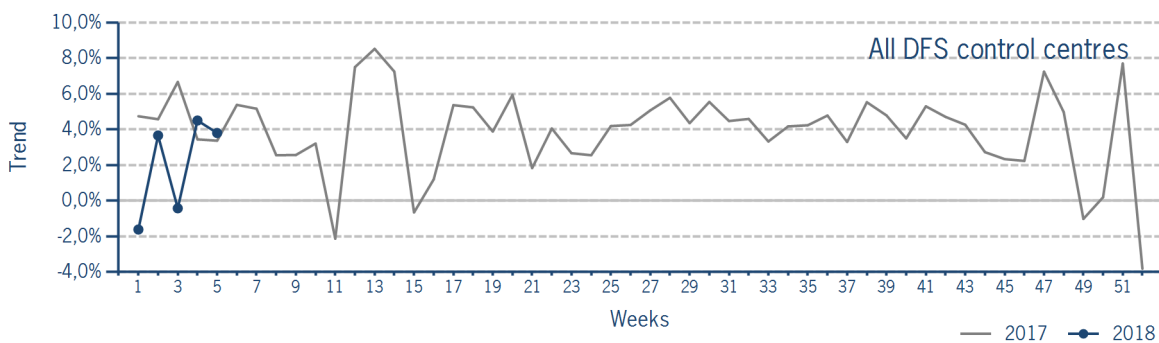
	2018	2017	Trend
Week 5	49.846	48.018	3,8%
Cumulated Weeks	241.993	237.233	2,0%



Please note: This count covers the traffic in the area build by control sectors of DFS control centres, including civil and military traffic. Traffic in Maastricht UAC (Maastricht-Hannover sectors) is not counted.

IFR flights controlled by DFS - trend

Trend in the number of IFR movements (entries, exits, overflights and domestics) in control sectors controlled by DFS.

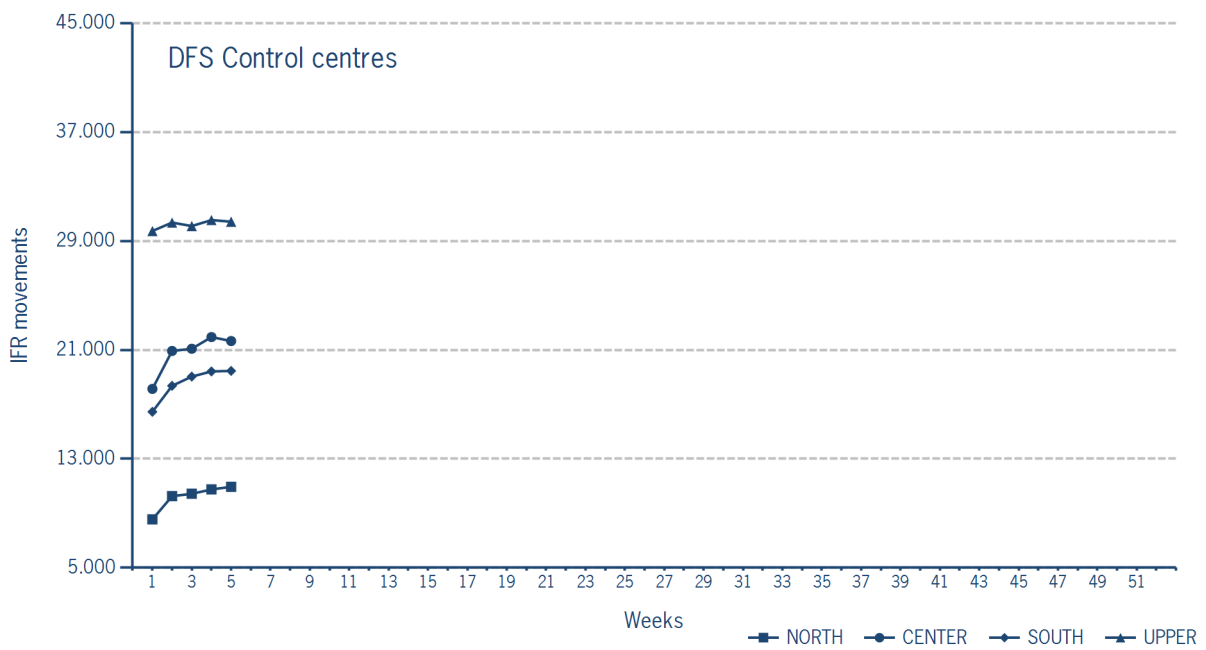


IFR flights controlled by DFS - in detail

IFR movements (entries, exits, overflights and domestics) controlled by DFS at the different control centres.

	NORTH	CENTER	SOUTH	UPPER
Week 5	10.946	21.652	19.458	30.416
Trend	-3,2%	4,4%	4,9%	3,7%
Cumulated Weeks	50.937	103.741	92.734	151.137
Trend	-6,0%	3,0%	3,0%	3,5%

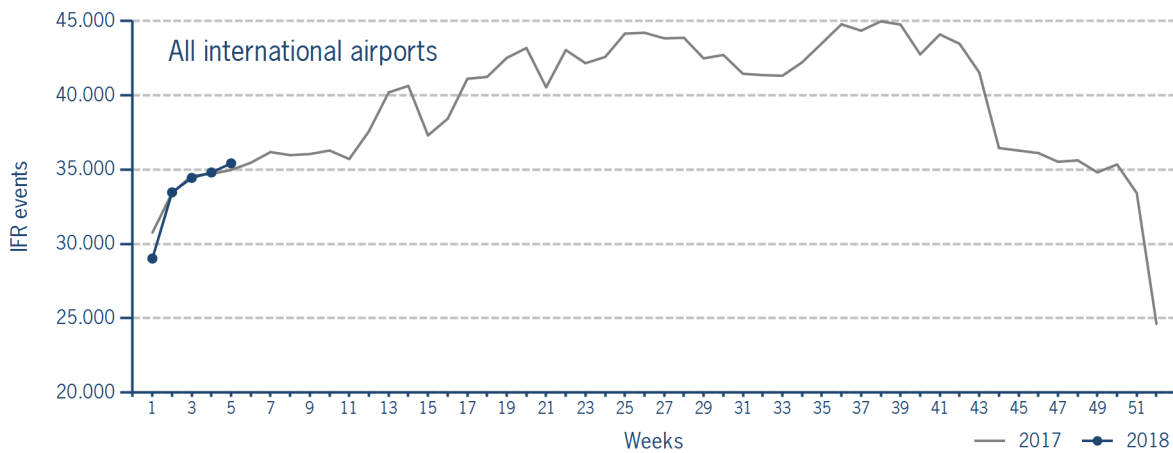
Please note: The trend numbers compare counts of the airspaces in their current configuration to the count of the same airspace in 2017.



IFR flights at international German airports

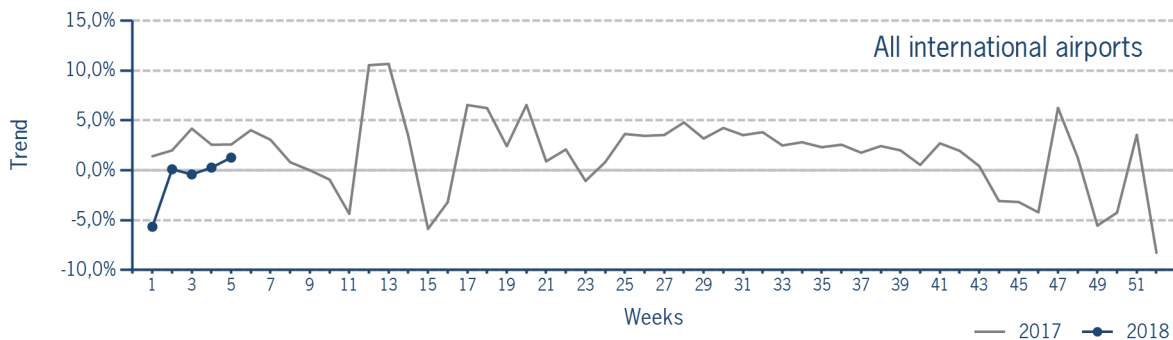
IFR events (take-offs and landings) at the international DFS towers in the Federal Republic of Germany.

	2018	2017	Trend
Week 5	35.425	34.979	1,3%
Cumulated Weeks	167.176	168.479	-0,8%



IFR flights at international German airports - trend

Trend in the number of IFR events (take-offs and landings) at the international DFS towers in the Federal Republic of Germany.



IFR flights at international German airports - airport category

IFR events (take-offs and landings) at the international DFS towers in the Federal Republic of Germany differentiated by Hub Gateways (HUB), International Access Airports 1 (IAA1) and International Access Airports 2 (IAA2).

	HUB	IAA1	IAA2
Week 5	19.550	14.580	1.295
Trend	3,6%	-0,2%	-12,8%
Cumulated Weeks	92.685	68.503	5.988
Trend	1,7%	-3,4%	-6,9%

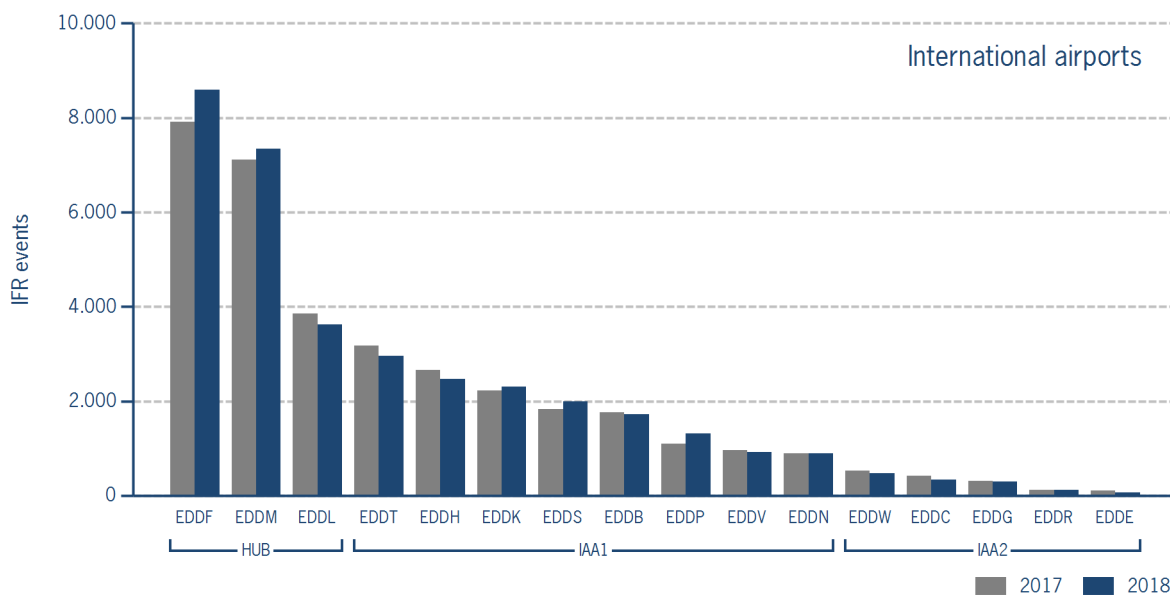
IFR flights at international German airports - in detail

IFR events (take-offs and landings) at the different international DFS towers in the Federal Republic of Germany.

		Week 5	Trend	Week 1 - 5	Trend
HUB					
EDDF	Frankfurt/Main	8.594	8,6%	41.722	7,6%
EDDL	Düsseldorf	3.619	-6,0%	16.680	-9,5%
EDDM	München	7.337	3,2%	34.283	1,1%

IAA1					
EDDB	Berlin-Schönefeld	1.723	-2,6%	8.309	-4,6%
EDDH	Hamburg	2.463	-7,2%	11.896	-7,2%
EDDK	Köln/Bonn	2.304	3,8%	11.088	-0,6%
EDDN	Nürnberg	899	0,6%	4.052	0,2%
EDDP	Leipzig/Halle	1.317	19,6%	6.197	15,2%
EDDS	Stuttgart	1.992	8,6%	9.286	5,6%
EDDT	Berlin-Tegel	2.961	-6,8%	13.079	-14,8%
EDDV	Hannover	921	-4,7%	4.596	-1,5%

IAA2					
EDDC	Dresden	343	-18,5%	1.612	-13,5%
EDDE	Erfurt/Weimar	65	-35,6%	272	-12,5%
EDDG	Münster/Osnabrück	294	-4,5%	1.278	2,6%
EDDR	Saarbrücken	125	-0,8%	666	-1,3%
EDDW	Bremen	468	-11,5%	2.160	-7,7%



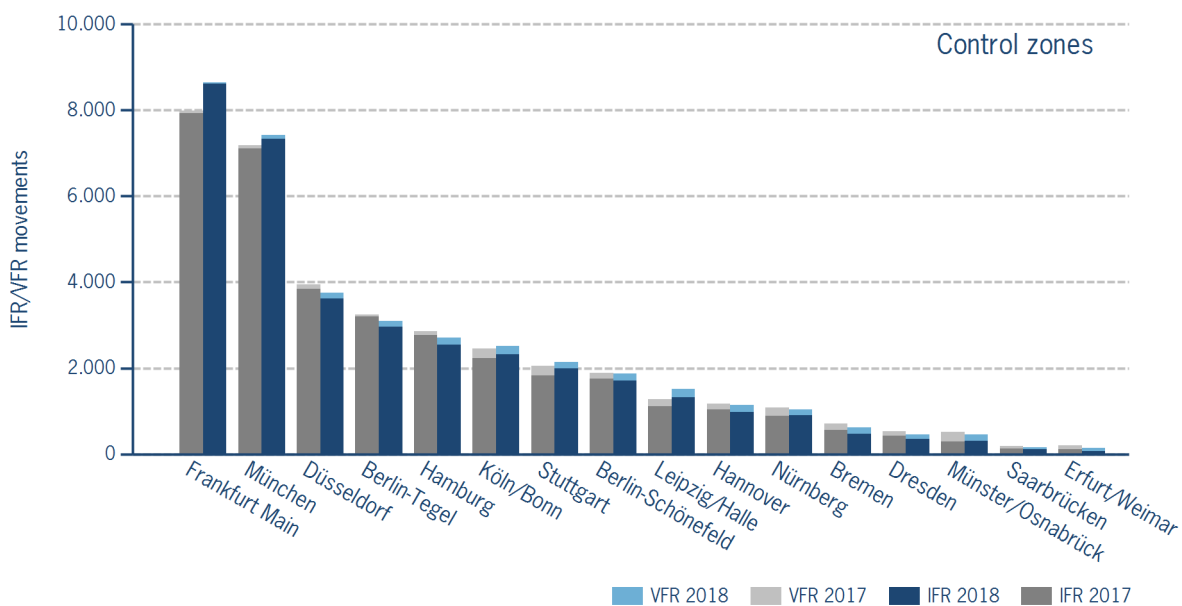
IFR/VFR flights in control zones of DFS towers

IFR/VFR movements (entries, exits, overflights and domestics) at the different control zones of international DFS towers.

	Week 5	Trend	Week 1 - 5	Trend
Berlin-Schönefeld	1.870	-0,9%	8.943	-5,7%
Berlin-Tegel	3.104	-4,2%	13.662	-13,2%
Bremen	624	-11,5%	2.895	-7,9%
Dresden	462	-13,8%	2.205	-8,6%
Düsseldorf	3.750	-5,1%	17.215	-9,3%
Erfurt/Weimar	150	-24,2%	629	-1,9%
Frankfurt Main	8.648	8,2%	42.035	7,6%
Hamburg	2.714	-5,2%	13.139	-8,0%
Hannover	1.138	-2,6%	5.856	0,2%
Köln/Bonn	2.512	2,2%	12.144	-0,8%
Leipzig/Halle	1.510	18,8%	6.942	15,5%
München	7.428	3,4%	34.707	1,2%
Münster/Osnabrück	451	-13,8%	2.345	1,7%
Nürnberg	1.032	-4,5%	4.778	-2,8%
Saarbrücken	164	-12,8%	909	-13,4%
Stuttgart	2.145	4,9%	10.253	4,1%

Additional information:

Münster reported no glider movements for the current week, i.e. no glider movements for the cumulated year.



IFR flights at regional German airports - in detail

IFR events (take-offs and landings) at the different regional towers in the Federal Republic of Germany with control zone and barely any PPR.

	2018	2017	Trend
Week 5	2.659	2.431	9,4%
Cumulated Weeks	12.256	11.319	8,3%

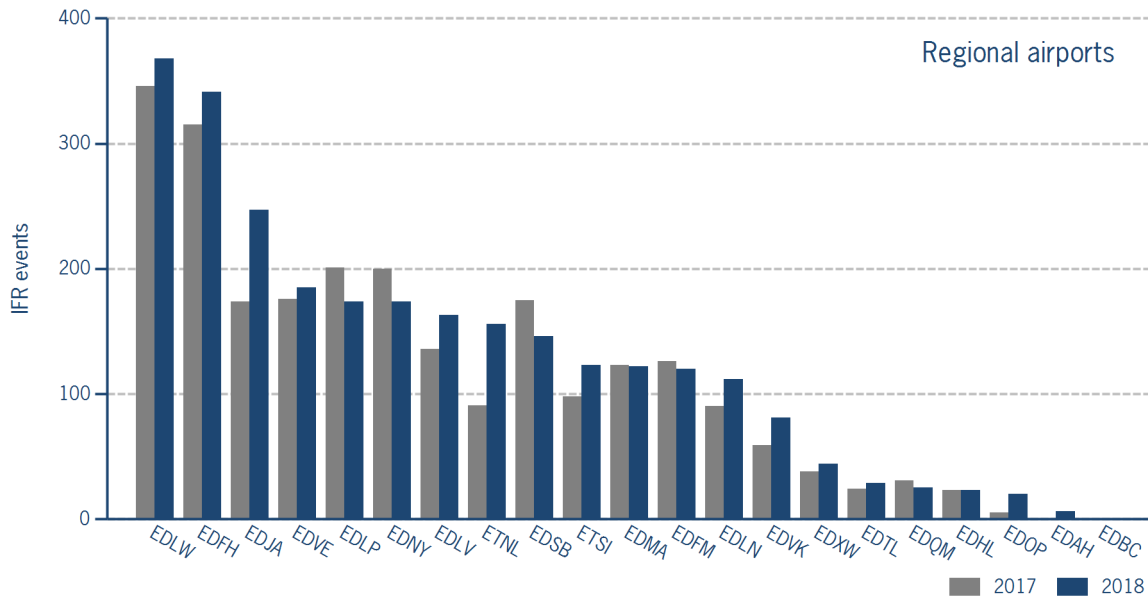
	Week 5	Trend	Week 1 - 5	Trend
EDAH Heringsdorf	6	N/A	33	OLC*
EDBC Magdeburg/Cochstedt	0	N/A	0	OLC*
EDFH Frankfurt-Hahn	341	8,3%	1.657	0,2%
EDFM Mannheim City	120	-4,8%	507	4,5%
EDHL Lübeck-Blankensee	23	0,0%	97	-2,0%
EDJA Memmingen	247	42,0%	1.117	33,5%
EDLN Mönchengladbach	112	24,4%	599	33,4%
EDLP Paderborn/Lippstadt	174	-13,4%	861	6,3%
EDLV Niederrhein	163	19,9%	836	15,8%
EDLW Dortmund	368	6,4%	1.788	13,4%
EDMA Augsburg	122	-0,8%	471	11,6%
EDNY Friedrichshafen	174	-13,0%	810	-2,9%
EDOP Schwerin-Parchim	20	OLC*	48	100,0%
EDQM Hof-Plauen	25	-19,4%	73	-27,7%
EDSB Karlsruhe/Baden-Baden	146	-16,6%	878	-9,9%
EDTL Lahr	29	20,8%	122	8,9%
EDVE Braunschweig-Wolfsburg	185	5,1%	761	-1,6%
EDVK Kassel-Calden	81	37,3%	318	21,4%
EDXW Sylt	44	15,8%	247	-2,4%
ETNL Laage	156	71,4%	628	11,9%
ETSI Ingolstadt/Manching	123	25,5%	405	11,6%

*The value is of limited conclusiveness (OLC).

Please note: The airport Magdeburg-Cochstedt (EDBC) is currently closed.

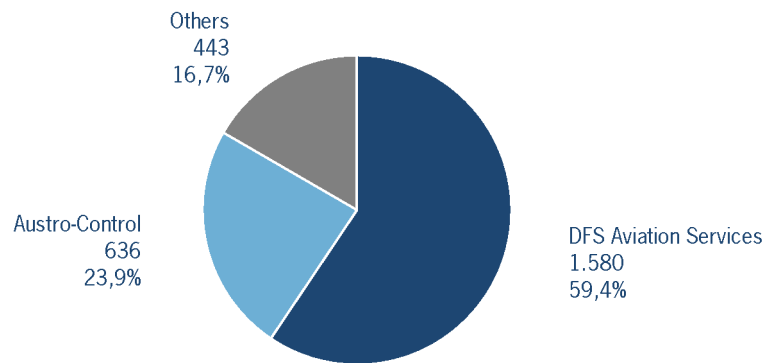
IFR flights at regional German airports - in detail

IFR events (take-offs and landings) at the different regional towers in the Federal Republic of Germany with control zone and barely any PPR.



IFR flights at regional German airports - air traffic service providers

Percentage of IFR events (take-offs and landings) at the regional towers in the Federal Republic of Germany differentiated between DFS Aviation Services, Austro Control and other providers.



DFS Aviation Services: Dortmund (EDLW), Frankfurt-Hahn (EDFH), Karlsruhe/Baden-Baden (EDSB), Lahr (EDTL), Magdeburg/Cochstedt (EDBC), Memmingen (EDJA), Mönchengladbach (EDLN), Niederrhein (EDLV), Paderborn/Lippstadt (EDLP)

Austro Control: Augsburg (EDMA), Braunschweig-Wolfsburg (EDVE), Friedrichshafen (EDNY), Heringsdorf (EDAH), Hof-Plauen (EDQM), Kassel-Calden (EDVK), Lübeck-Blankensee (EDHL), Schwerin-Parchim (EDOP)






Others: Ingolstadt/Manching (ETSI), Laage (ETNL), Mannheim City (EDFM), Sylt (EDXW)

ATFM Arrival Delay

(Data Source: NM statistics, DFS LIZ)

ATFM Arrival Delay with reference to the relevant airport, in minutes per IFR arrival.

ATFM Arrival Delay:
sum of all arrival ATFM delay divided by the sum of all inbound flights for the particular traffic volume

Airports		ATC Delay [min/arrival]	non ATC Delay [min/arrival]	
	All Airports	0,0082	0,1183	
EDDH	Hamburg	0	0,4386	
EDDF	Frankfurt/Main	0	0,3334	
EDDL	Düsseldorf	0,0809	0,0416	
EDDP	Leipzig/Halle	0	0,0727	

Please note: The ATFM delay data are provided by NM statistics. Due to internal distribution of the ATFM delay, data are modified by CC/FC and TWR/M. The inbound flight information is based on LIZ statistics.

All Airports means all international German airports: Berlin-Schönefeld (EDDB), Berlin-Tegel (EDDT), Bremen (EDDW), Dresden (EDDC), Düsseldorf (EDDL), Erfurt/Weimar (EDDE), Frankfurt/Main (EDDF), Hamburg (EDDH), Hannover (EDDV), Köln/Bonn (EDDK), Leipzig/Halle (EDDP), München (EDDM), Münster/Osnabrück (EDDG), Nürnberg (EDDN), Saarbrücken (EDDR), Stuttgart (EDDS)