



# LIZ Bulletin

DFS Situation and Information Centre

**Week 4**

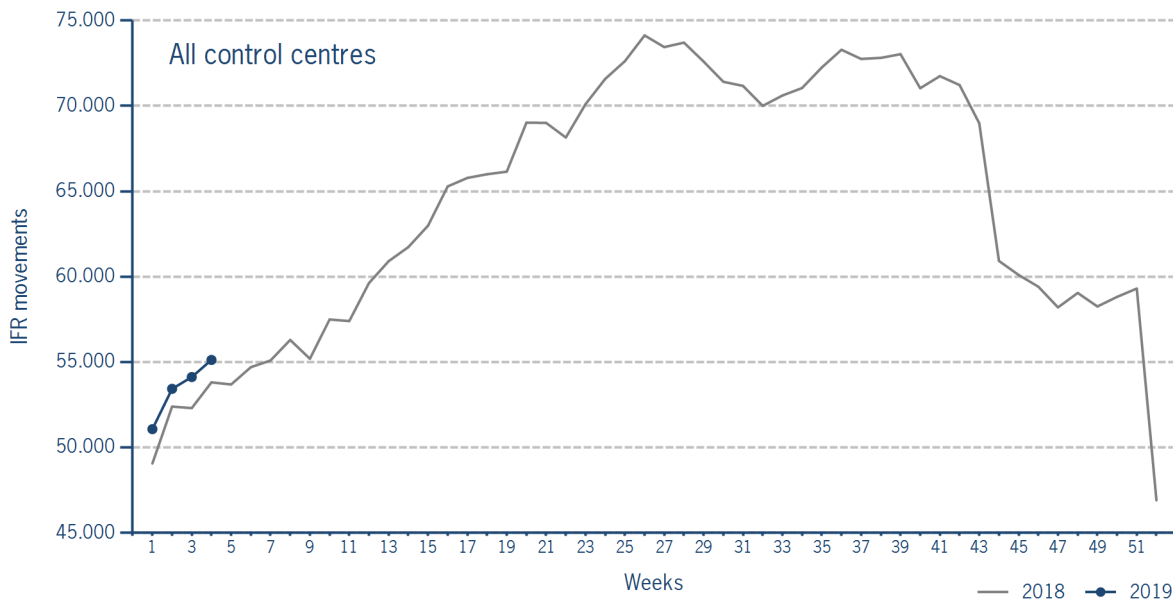
21 JAN 2019 - 27 JAN 2019

Version 30.01.2019

## IFR flights in the Federal Republic of Germany

IFR movements (entries, exits, overflights and domestics) in all control sectors with a German designator.

	2019	2018	Trend
<b>Week 4</b>	55.121	53.806	2,4%
<b>Cumulated Weeks</b>	213.732	207.548	3,0%

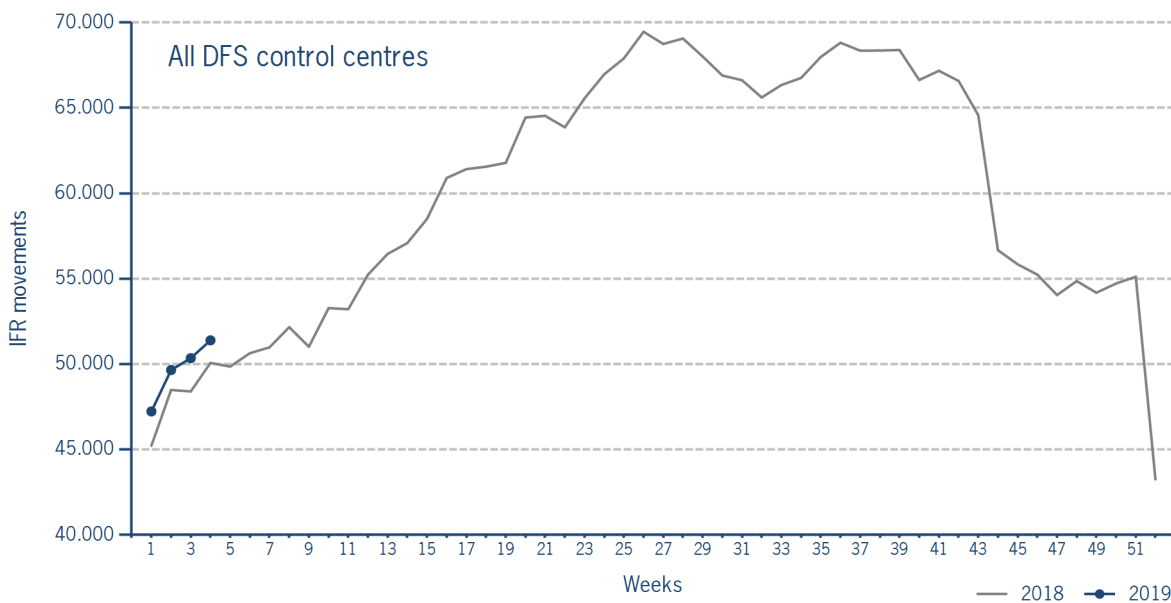


Please note: This count covers the traffic in the area build by all control sectors with a German designator („ED“), regardless of the service provider, including civil and military traffic in sectors controlled by DFS and Maastricht UAC (Maastricht-Hannover sectors). The area counted is composed of modular control sectors designed for ATC purposes with partly cross border structures and is therefore not identical to the political border of the Federal Republic of Germany or the national Flight Information Region (FIR).

## IFR flights controlled by DFS

IFR movements (entries, exits, overflights and domestics) in control sectors controlled by DFS.

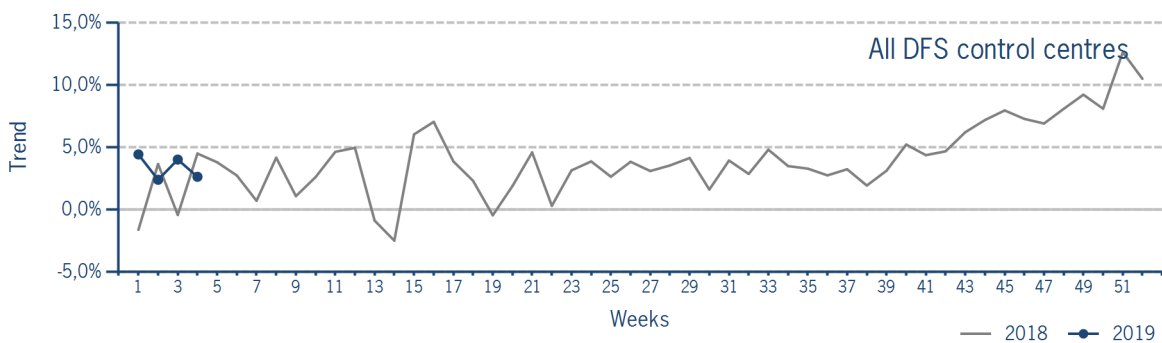
	2019	2018	Trend
<b>Week 4</b>	51.385	50.062	2,6%
<b>Cumulated Weeks</b>	198.590	192.147	3,4%



Please note: This count covers the traffic in the area build by control sectors of DFS control centres, including civil and military traffic. Traffic in Maastricht UAC (Maastricht-Hannover sectors) is not counted.

## IFR flights controlled by DFS - trend

Trend in the number of IFR movements (entries, exits, overflights and domestics) in control sectors controlled by DFS.

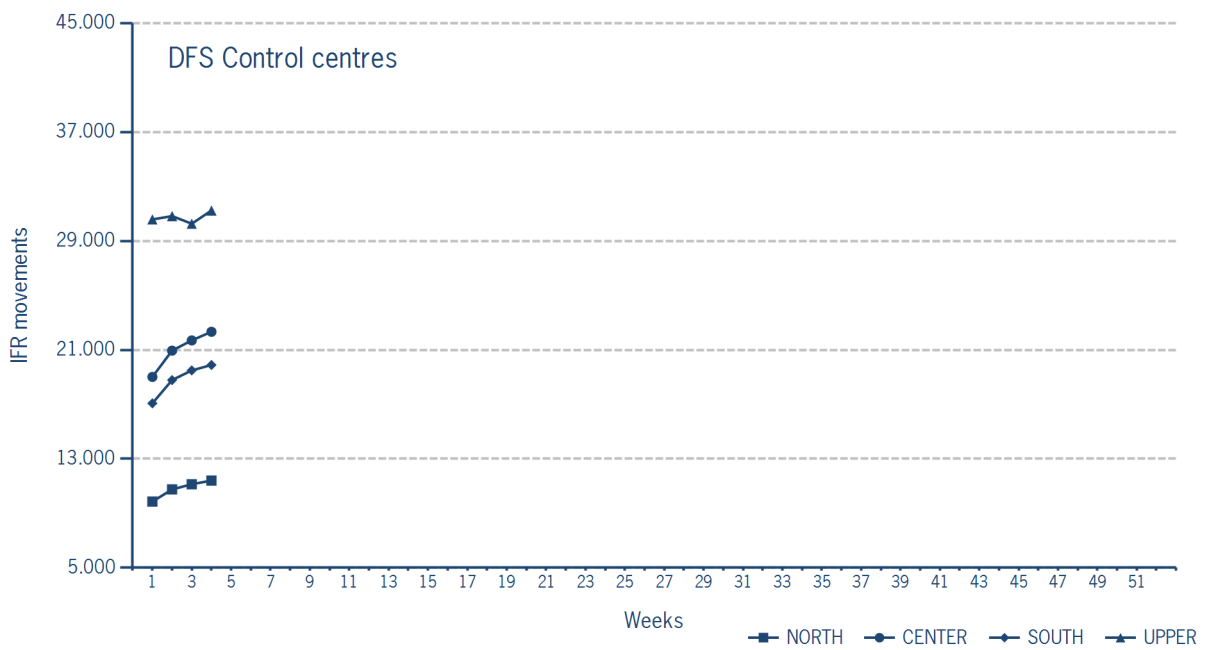


**IFR flights controlled by DFS - in detail**

IFR movements (entries, exits, overflights and domestics) controlled by DFS at the different control centres.

	NORTH	CENTER	SOUTH	UPPER
<b>Week 4</b>	11.405	22.334	19.892	31.241
<b>Trend</b>	6,1%	1,8%	2,4%	2,3%
<b>Cumulated Weeks</b>	43.152	83.997	75.249	122.921
<b>Trend</b>	7,9%	2,3%	2,7%	1,8%

Please note: The trend numbers compare counts of the airspaces in their current configuration to the count of the same airspace in 2018.



### IFR flights at international German airports

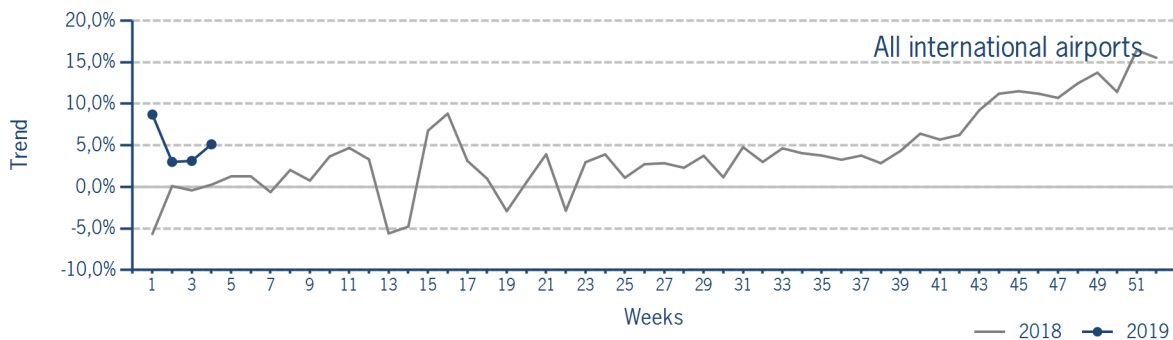
IFR events (take-offs and landings) at the international DFS towers in the Federal Republic of Germany.

	2019	2018	Trend
<b>Week 4</b>	36.596	34.811	5,1%
<b>Cumulated Weeks</b>	138.152	131.751	4,9%



### IFR flights at international German airports - trend

Trend in the number of IFR events (take-offs and landings) at the international DFS towers in the Federal Republic of Germany.



### IFR flights at international German airports - airport category

IFR events (take-offs and landings) at the international DFS towers in the Federal Republic of Germany differentiated by Hub Gateways (HUB), International Access Airports 1 (IAA1) and International Access Airports 2 (IAA2).

	HUB	IAA1	IAA2
<b>Week 4</b>	20.167	15.062	1.367
<b>Trend</b>	5,1%	5,2%	4,3%
<b>Cumulated Weeks</b>	75.806	57.416	4.930
<b>Trend</b>	3,7%	6,5%	5,1%

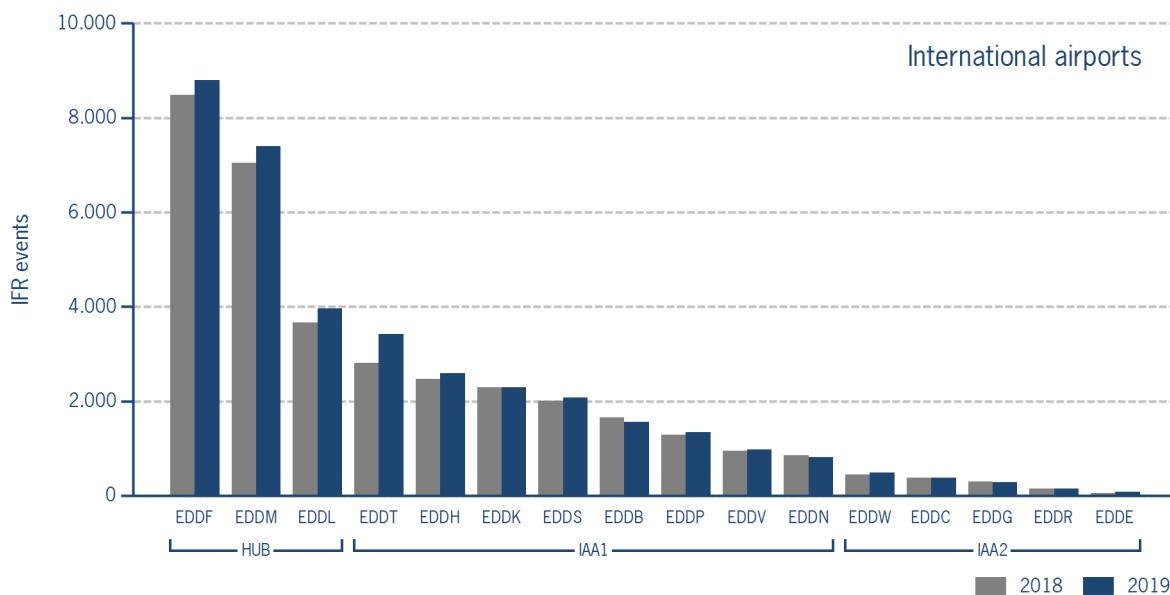
**IFR flights at international German airports - in detail**

IFR events (take-offs and landings) at the different international DFS towers in the Federal Republic of Germany.

		Week 4	Trend	Week 1 - 4	Trend
<b>HUB</b>					
EDDF	Frankfurt/Main	8.802	3,8%	33.373	0,7%
EDDL	Düsseldorf	3.961	8,3%	14.885	14,0%
EDDM	München	7.404	5,0%	27.548	2,2%

		Week 4	Trend	Week 1 - 4	Trend
<b>IAA1</b>					
EDDB	Berlin-Schönefeld	1.564	-5,2%	6.351	-3,6%
EDDH	Hamburg	2.594	4,9%	9.645	2,2%
EDDK	Köln/Bonn	2.296	0,3%	8.669	-1,3%
EDDN	Nürnberg	808	-5,1%	3.141	-0,4%
EDDP	Leipzig/Halle	1.336	3,8%	4.968	1,8%
EDDS	Stuttgart	2.072	3,4%	7.663	5,1%
EDDT	Berlin-Tegel	3.420	21,7%	13.318	31,6%
EDDV	Hannover	972	2,5%	3.661	-0,4%

		Week 4	Trend	Week 1 - 4	Trend
<b>IAA2</b>					
EDDC	Dresden	384	1,9%	1.341	5,7%
EDDE	Erfurt/Weimar	77	63,8%	252	21,7%
EDDG	Münster/Osnabrück	281	-6,6%	1.055	7,2%
EDDR	Saarbrücken	142	-2,1%	502	-7,2%
EDDW	Bremen	483	9,5%	1.780	5,2%



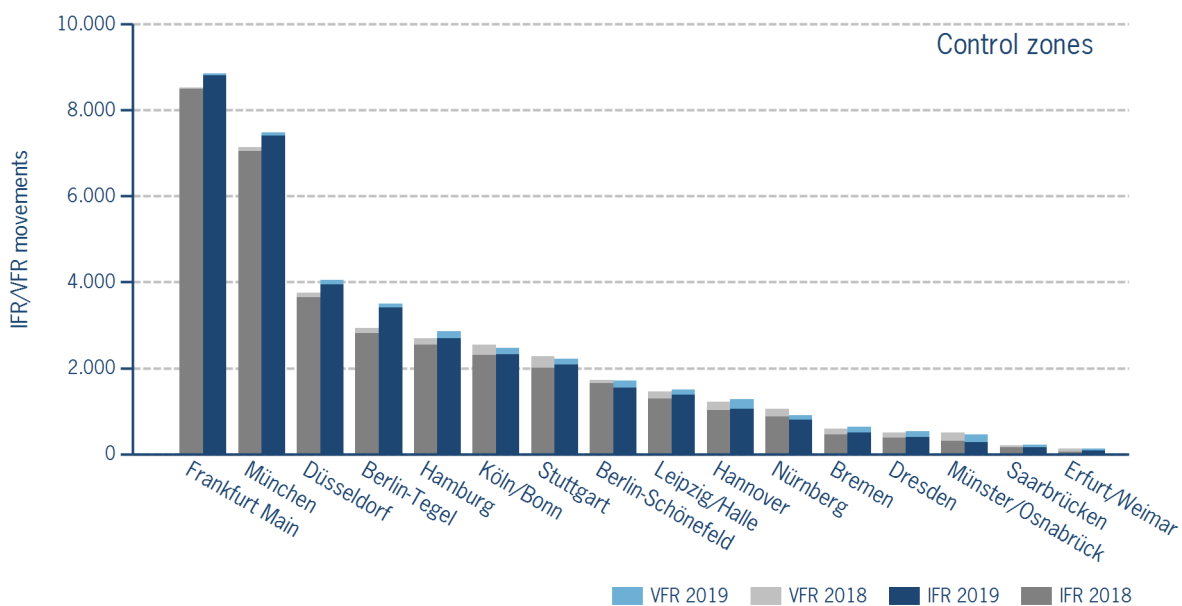
IFR/VFR flights in control zones of DFS towers

IFR/VFR movements (entries, exits, overflights and domestics) at the different control zones of international DFS towers.

	Week 4	Trend	Week 1 - 4	Trend
Berlin-Schönefeld	1.702	-1,2%	6.899	-2,5%
Berlin-Tegel	3.502	19,2%	13.672	29,5%
Bremen	629	7,2%	2.333	2,7%
Dresden	538	8,7%	1.786	2,5%
Düsseldorf	4.047	7,7%	15.219	13,0%
Erfurt/Weimar	129	-3,0%	512	6,9%
Frankfurt Main	8.854	3,8%	33.649	0,8%
Hamburg	2.857	5,8%	10.747	3,1%
Hannover	1.277	4,7%	4.677	-0,9%
Köln/Bonn	2.464	-3,0%	9.239	-4,1%
Leipzig/Halle	1.498	3,2%	5.535	1,9%
München	7.489	4,8%	27.850	2,1%
Münster/Osnabrück	458	-8,0%	1.706	-9,9%
Nürnberg	900	-14,2%	3.552	-5,2%
Saarbrücken	211	6,0%	754	1,2%
Stuttgart	2.219	-2,5%	8.198	1,1%

Additional information:

Münster reported no glider movements for the current week, i.e. no glider movements for the cumulated year.



### IFR flights at regional German airports - in detail

IFR events (take-offs and landings) at the different regional towers in the Federal Republic of Germany with control zone and barely any PPR.

	2019	2018	Trend
<b>Week 4</b>	2.716	2.873	-5,5%
<b>Cumulated Weeks</b>	9.709	9.597	1,2%

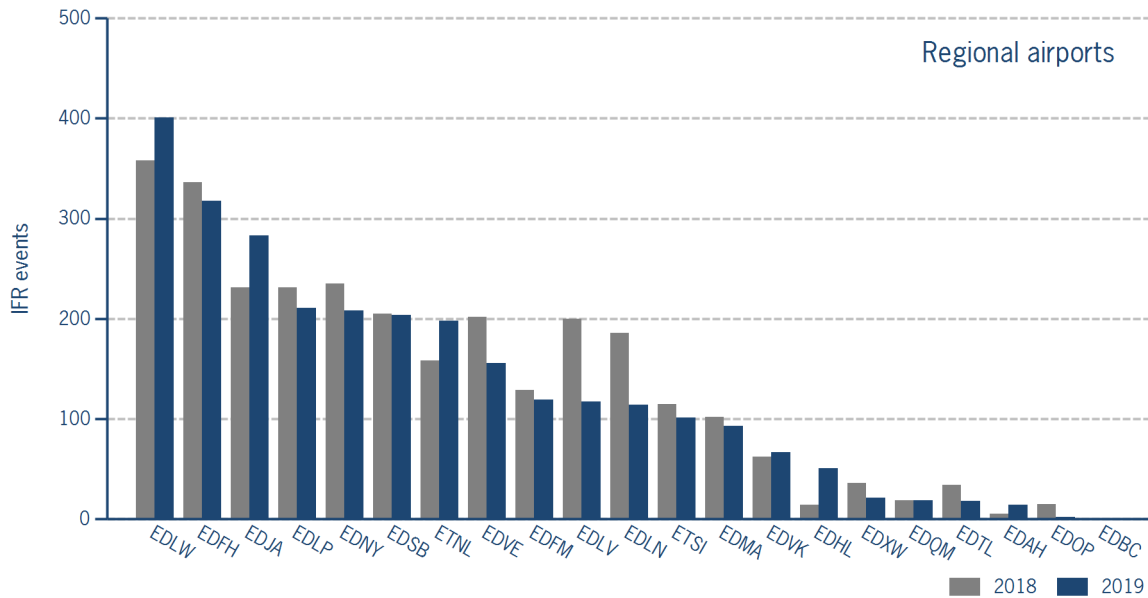
	Week 4	Trend	Week 1 - 4	Trend
EDAH Heringsdorf	14	180,0%	40	48,1%
EDBC Magdeburg/Cochstedt	1	N/A	1	OLC*
EDFH Frankfurt-Hahn	318	-5,4%	1.218	-7,4%
EDFM Mannheim City	119	-7,8%	342	-11,6%
EDHL Lübeck-Blankensee	51	OLC*	171	131,1%
EDJA Memmingen	283	22,5%	1.004	15,4%
EDLN Mönchengladbach	114	-38,7%	361	-25,9%
EDLP Paderborn/Lippstadt	211	-8,7%	752	9,5%
EDLV Niederrhein	117	-41,5%	530	-21,2%
EDLW Dortmund	401	12,0%	1.598	12,5%
EDMA Augsburg	93	-8,8%	295	-15,5%
EDNY Friedrichshafen	208	-11,5%	645	1,4%
EDOP Schwerin-Parchim	2	-86,7%	8	-71,4%
EDQM Hof-Plauen	19	0,0%	69	43,8%
EDSB Karlsruhe/Baden-Baden	204	-0,5%	696	-4,9%
EDTL Lahr	18	-47,1%	79	-15,1%
EDVE Braunschweig-Wolfsburg	156	-22,8%	510	-11,5%
EDVK Kassel-Calden	67	8,1%	189	-20,3%
EDXW Sylt	21	-41,7%	254	25,1%
ETNL Laage	198	25,3%	620	31,4%
ETSI Ingolstadt/Manching	101	-12,2%	327	16,0%

\*The value is of limited conclusiveness (OLC).

Please note: The airport Magdeburg-Cochstedt (EDBC) is currently closed.

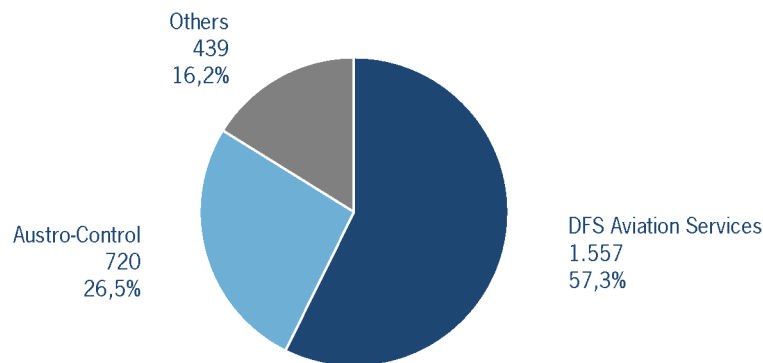
### IFR flights at regional German airports - in detail

IFR events (take-offs and landings) at the different regional towers in the Federal Republic of Germany with control zone and barely any PPR.



### IFR flights at regional German airports - air traffic service providers

Percentage of IFR events (take-offs and landings) at the regional towers in the Federal Republic of Germany differentiated between DFS Aviation Services, Austro Control and other providers.



- DFS Aviation Services: Dortmund (EDLW), Friedrichshafen (EDNY), Karlsruhe/Baden-Baden (EDSB), Lahr (EDTL), Magdeburg/Cochstedt (EDBC), Memmingen (EDJA), Mönchengladbach (EDLN), Niederrhein (EDLV), Paderborn/Lippstadt (EDLP)
- Austro Control: Augsburg (EDMA), Braunschweig-Wolfsburg (EDVE), Frankfurt-Hahn (EDFH), Heringsdorf (EDAH), Hof-Plauen (EDQM), Kassel-Calden (EDVK), Lübeck-Blankensee (EDHL), Schwerin-Parchim (EDOP)
- Others: Ingolstadt/Manching (ETSI), Laage (ETNL), Mannheim City (EDFM), Sylt (EDXW)



## ATFM Arrival Delay

(Data Source: NM statistics, DFS LIZ)

ATFM Arrival Delay with reference to the relevant airport, in minutes per IFR arrival.

*ATFM Arrival Delay:*

*sum of all arrival ATFM delay divided by the sum of all inbound flights for the particular traffic volume*

Airports		ATC Delay [min/arrival]	non ATC Delay [min/arrival]	
	All Airports	0,0679	0,2642	
EDDW	Bremen	0,5504	0,8571	
EDDH	Hamburg	0,5351	0	
EDDP	Leipzig/Halle	0	0,4925	
EDDM	München	0	0,4726	
EDDF	Frankfurt/Main	0	0,4421	
EDDS	Stuttgart	0,4031	0	
EDDT	Berlin-Tegel	0	0,2158	
EDDL	Düsseldorf	0	0,0864	
EDDK	Köln/Bonn	0	0,0586	

Please note: The ATFM delay data are provided by NM statistics. Due to internal distribution of the ATFM delay, data are modified by CC/FC and TWR/M. The inbound flight information is based on LIZ statistics.

All Airports means all international German airports: Berlin-Schönefeld (EDDB), Berlin-Tegel (EDDT), Bremen (EDDW), Dresden (EDDC), Düsseldorf (EDDL), Erfurt/Weimar (EDDE), Frankfurt/Main (EDDF), Hamburg (EDDH), Hannover (EDDV), Köln/Bonn (EDDK), Leipzig/Halle (EDDP), München (EDDM), Münster/Osnabrück (EDDG), Nürnberg (EDDN), Saarbrücken (EDDR), Stuttgart (EDDS)