



LIZ Bulletin

DFS Situation and Information Centre

Week 4

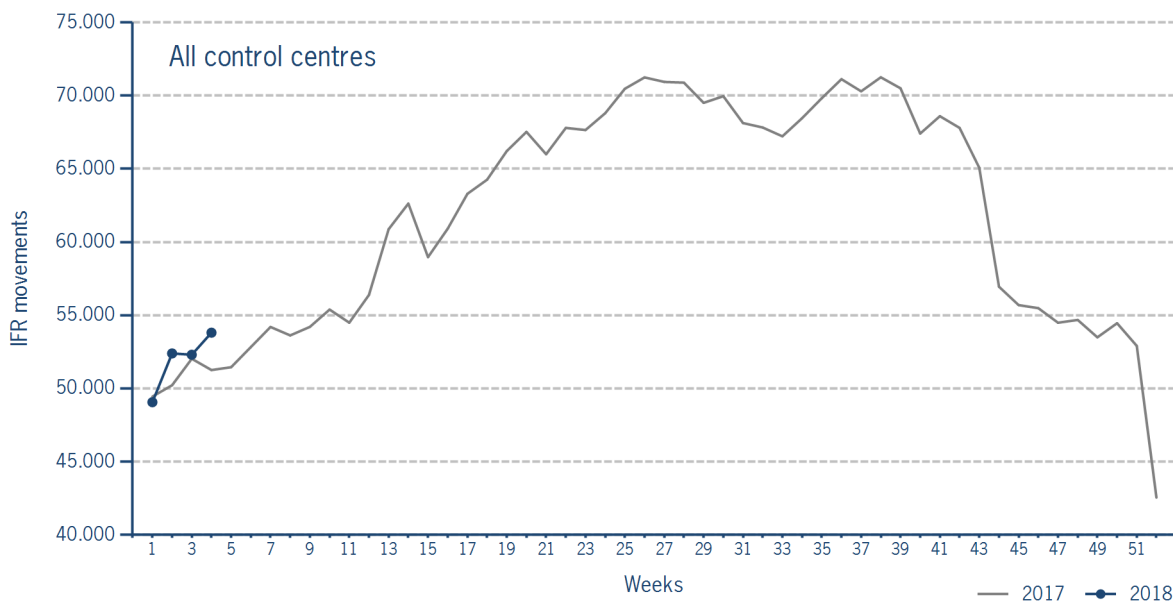
22 JAN 2018 - 28 JAN 2018

Version 31.01.2018

IFR flights in the Federal Republic of Germany

IFR movements (entries, exits, overflights and domestics) in all control sectors with a German designator.

	2018	2017	Trend
Week 4	53.806	51.253	5,0%
Cumulated Weeks	207.548	202.929	2,3%

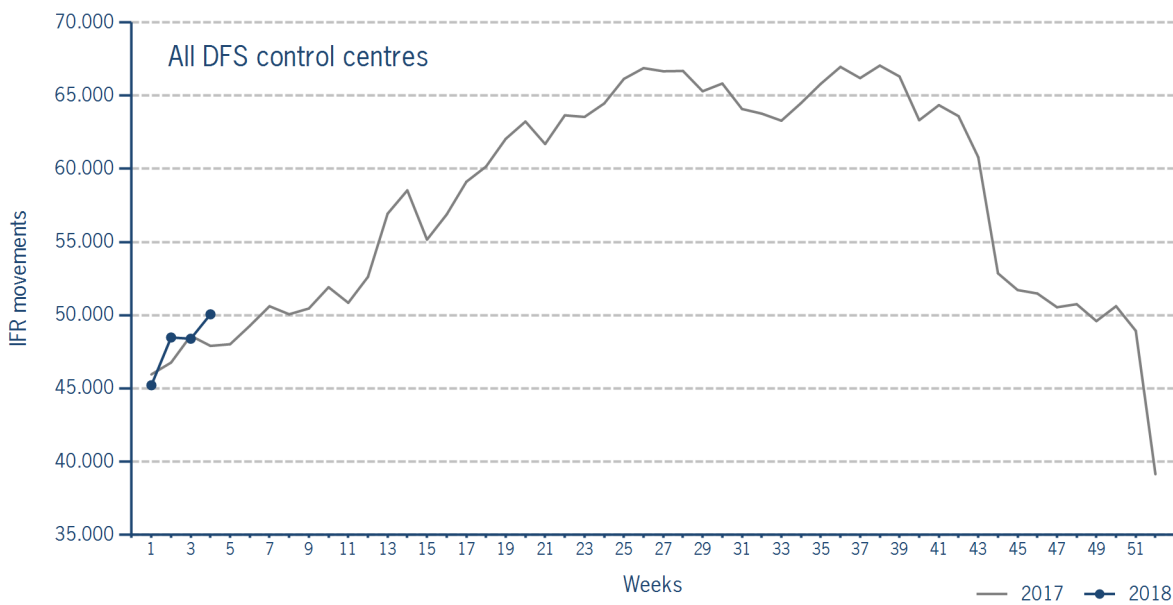


Please note: This count covers the traffic in the area build by all control sectors with a German designator („ED“), regardless of the service provider, including civil and military traffic in sectors controlled by DFS and Maastricht UAC (Maastricht-Hannover sectors). The area counted is composed of modular control sectors designed for ATC purposes with partly cross border structures and is therefore not identical to the political border of the Federal Republic of Germany or the national Flight Information Region (FIR).

IFR flights controlled by DFS

IFR movements (entries, exits, overflights and domestics) in control sectors controlled by DFS.

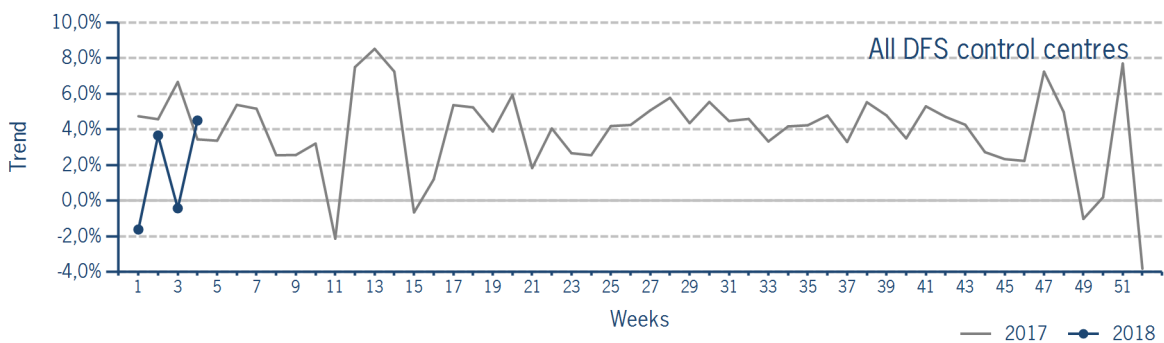
	2018	2017	Trend
Week 4	50.062	47.903	4,5%
Cumulated Weeks	192.147	189.215	1,5%



Please note: This count covers the traffic in the area build by control sectors of DFS control centres, including civil and military traffic. Traffic in Maastricht UAC (Maastricht-Hannover sectors) is not counted.

IFR flights controlled by DFS - trend

Trend in the number of IFR movements (entries, exits, overflights and domestics) in control sectors controlled by DFS.

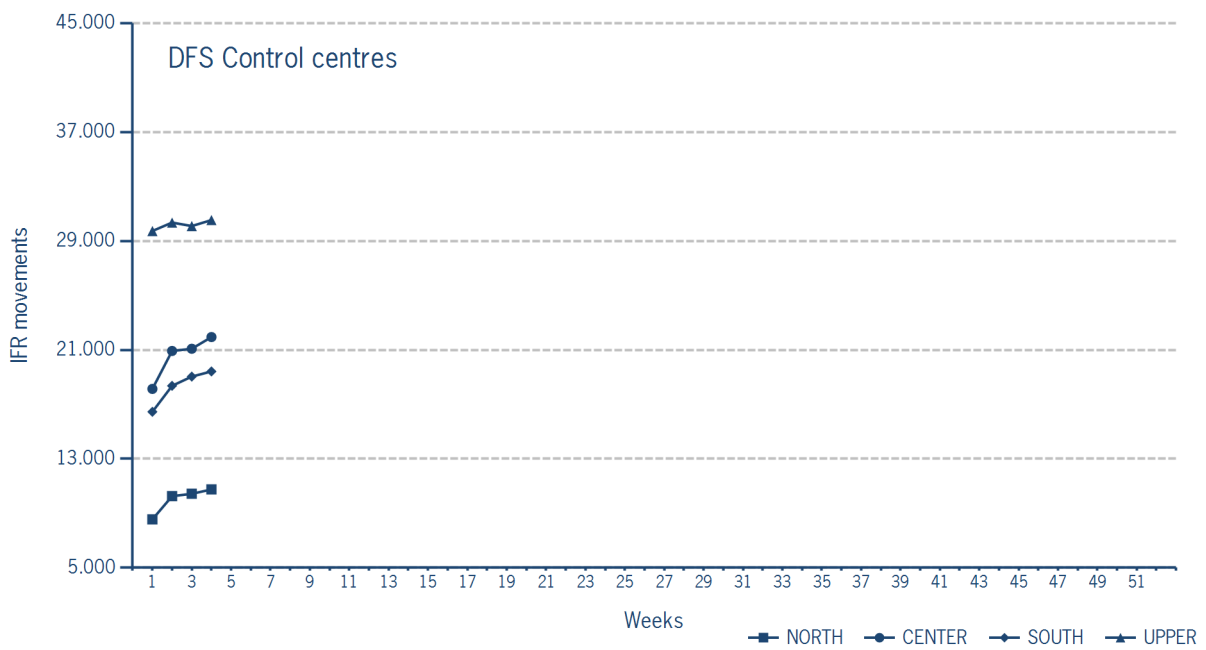


IFR flights controlled by DFS - in detail

IFR movements (entries, exits, overflights and domestics) controlled by DFS at the different control centres.

	NORTH	CENTER	SOUTH	UPPER
Week 4	10.750	21.944	19.419	30.537
Trend	-4,6%	5,3%	6,0%	5,8%
Cumulated Weeks	39.991	82.089	73.276	120.721
Trend	-6,8%	2,6%	2,5%	3,4%

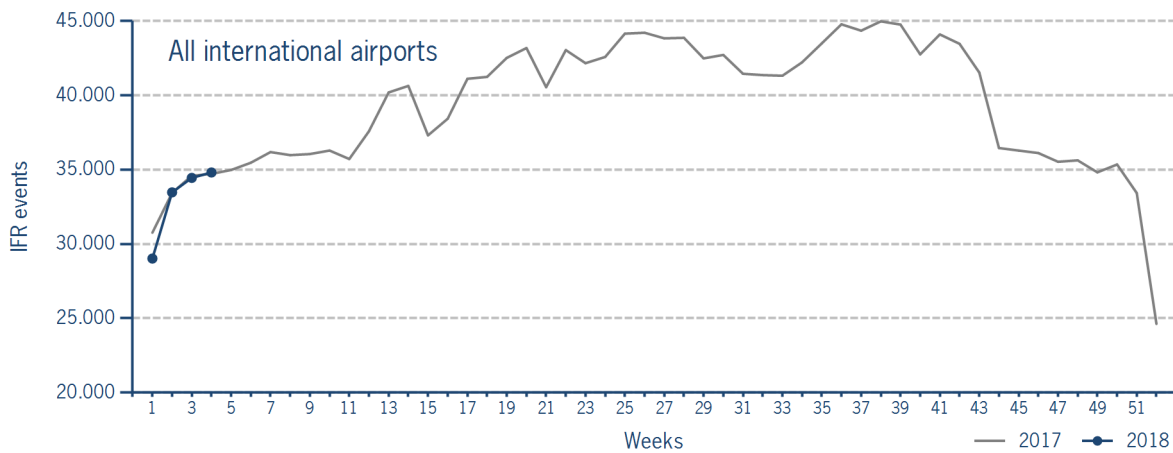
Please note: The trend numbers compare counts of the airspaces in their current configuration to the count of the same airspace in 2017.



IFR flights at international German airports

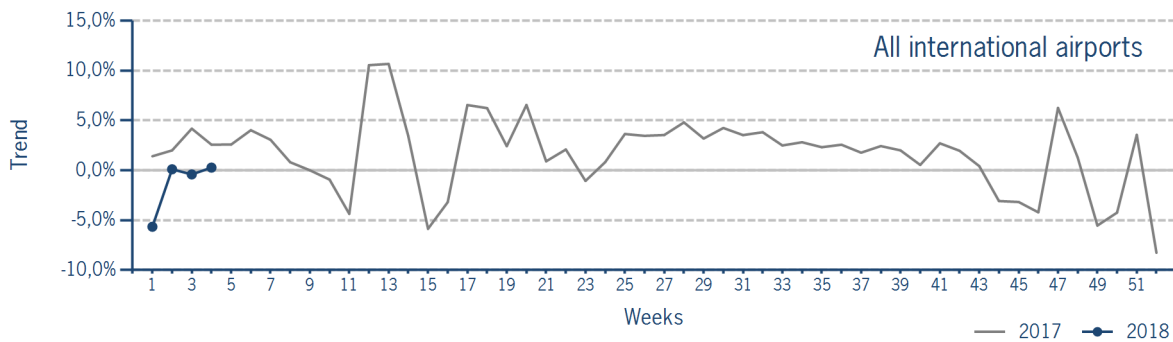
IFR events (take-offs and landings) at the international DFS towers in the Federal Republic of Germany.

	2018	2017	Trend
Week 4	34.811	34.716	0,3%
Cumulated Weeks	131.751	133.500	-1,3%



IFR flights at international German airports - trend

Trend in the number of IFR events (take-offs and landings) at the international DFS towers in the Federal Republic of Germany.



IFR flights at international German airports - airport category

IFR events (take-offs and landings) at the international DFS towers in the Federal Republic of Germany differentiated by Hub Gateways (HUB), International Access Airports 1 (IAA1) and International Access Airports 2 (IAA2).

	HUB	IAA1	IAA2
Week 4	19.187	14.313	1.311
Trend	2,5%	-1,8%	-6,8%
Cumulated Weeks	73.135	53.923	4.693
Trend	1,2%	-4,2%	-5,2%

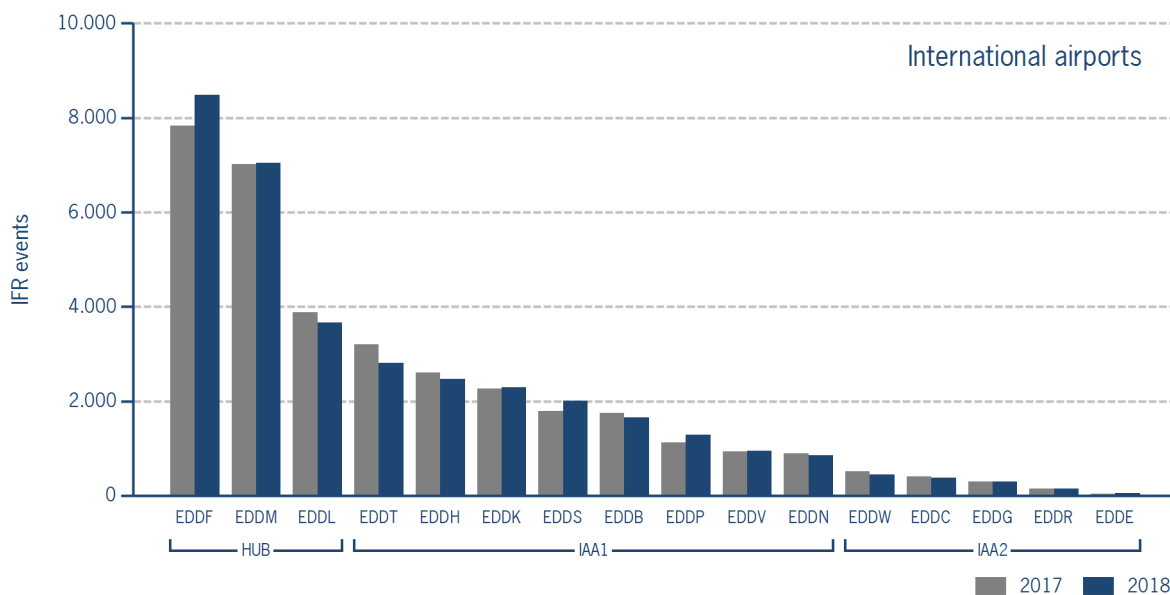
IFR flights at international German airports - in detail

IFR events (take-offs and landings) at the different international DFS towers in the Federal Republic of Germany.

		Week 4	Trend	Week 1 - 4	Trend
HUB					
EDDF	Frankfurt/Main	8.481	8,3%	33.128	7,3%
EDDL	Düsseldorf	3.657	-5,7%	13.061	-10,5%
EDDM	München	7.049	0,5%	26.946	0,6%

		Week 4	Trend	Week 1 - 4	Trend
IAA1					
EDDB	Berlin-Schönefeld	1.650	-5,7%	6.586	-5,1%
EDDH	Hamburg	2.474	-5,1%	9.433	-7,2%
EDDK	Köln/Bonn	2.288	0,8%	8.784	-1,7%
EDDN	Nürnberg	851	-4,6%	3.153	0,2%
EDDP	Leipzig/Halle	1.287	13,8%	4.880	14,0%
EDDS	Stuttgart	2.004	11,8%	7.294	4,8%
EDDT	Berlin-Tegel	2.811	-12,3%	10.118	-16,9%
EDDV	Hannover	948	1,4%	3.675	-0,6%

		Week 4	Trend	Week 1 - 4	Trend
IAA2					
EDDC	Dresden	377	-7,4%	1.269	-12,0%
EDDE	Erfurt/Weimar	47	4,4%	207	-1,4%
EDDG	Münster/Osnabrück	301	0,7%	984	4,9%
EDDR	Saarbrücken	145	-1,4%	541	-1,5%
EDDW	Bremen	441	-13,2%	1.692	-6,5%



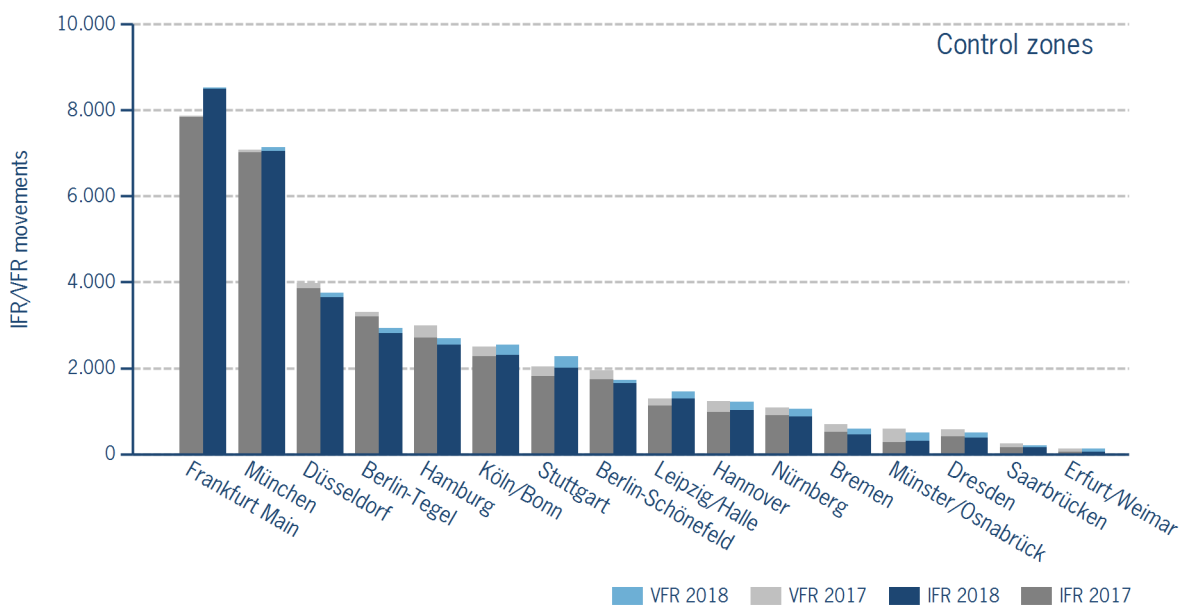
IFR/VFR flights in control zones of DFS towers

IFR/VFR movements (entries, exits, overflights and domestics) at the different control zones of international DFS towers.

	Week 4	Trend	Week 1 - 4	Trend
Berlin-Schönefeld	1.723	-11,4%	7.073	-6,9%
Berlin-Tegel	2.937	-11,1%	10.558	-15,6%
Bremen	587	-15,4%	2.271	-6,8%
Dresden	495	-13,0%	1.743	-7,1%
Düsseldorf	3.756	-5,6%	13.465	-10,4%
Erfurt/Weimar	133	1,5%	479	8,1%
Frankfurt Main	8.532	8,4%	33.387	7,4%
Hamburg	2.701	-9,5%	10.425	-8,7%
Hannover	1.220	-1,5%	4.718	0,9%
Köln/Bonn	2.539	1,5%	9.632	-1,5%
Leipzig/Halle	1.452	12,8%	5.432	14,6%
München	7.144	0,8%	27.279	0,7%
Münster/Osnabrück	498	-15,7%	1.894	6,3%
Nürnberg	1.049	-3,4%	3.746	-2,3%
Saarbrücken	199	-18,1%	745	-13,6%
Stuttgart	2.276	11,6%	8.108	3,9%

Additional information:

Münster reported no glider movements for the current week, i.e. no glider movements for the cumulated year.



IFR flights at regional German airports - in detail

IFR events (take-offs and landings) at the different regional towers in the Federal Republic of Germany with control zone and barely any PPR.

	2018	2017	Trend
Week 4	2.873	2.468	16,4%
Cumulated Weeks	9.597	8.888	8,0%

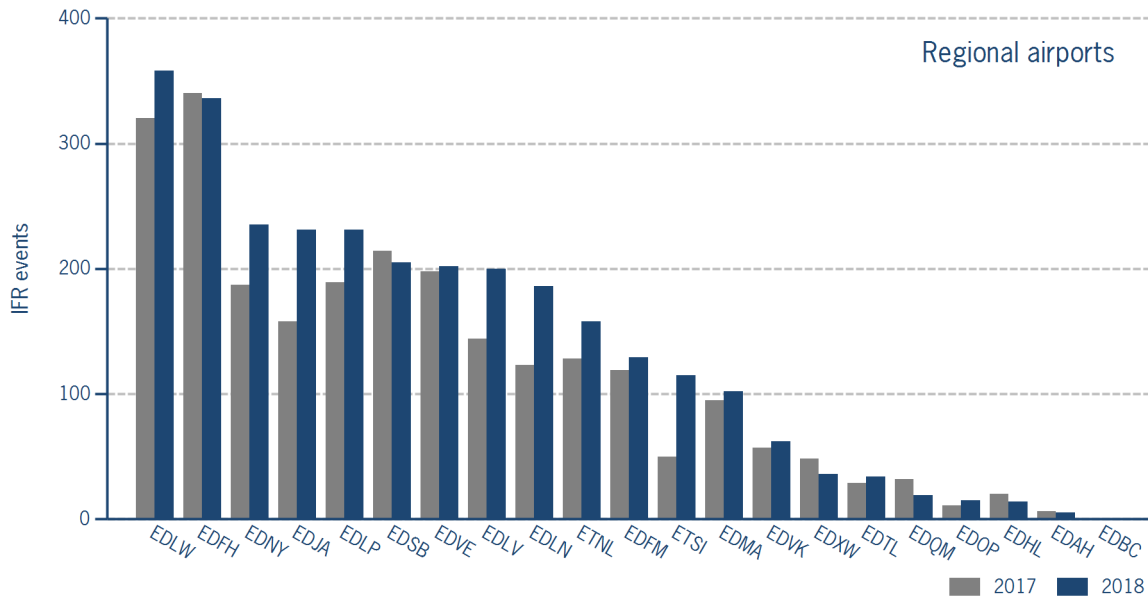
	Week 4	Trend	Week 1 - 4	Trend
EDAH Heringsdorf	5	-16,7%	27	OLC*
EDBC Magdeburg/Cochstedt	0	N/A	0	OLC*
EDFH Frankfurt-Hahn	336	-1,2%	1.316	-1,7%
EDFM Mannheim City	129	8,4%	387	7,8%
EDHL Lübeck-Blankensee	14	-30,0%	74	-2,6%
EDJA Memmingen	231	46,2%	870	31,2%
EDLN Mönchengladbach	186	51,2%	487	35,7%
EDLP Paderborn/Lippstadt	231	22,2%	687	12,8%
EDLV Niederrhein	200	38,9%	673	14,8%
EDLW Dortmund	358	11,9%	1.420	15,4%
EDMA Augsburg	102	7,4%	349	16,7%
EDNY Friedrichshafen	235	25,7%	636	0,3%
EDOP Schwerin-Parchim	15	36,4%	28	47,4%
EDQM Hof-Plauen	19	-40,6%	48	-31,4%
EDSB Karlsruhe/Baden-Baden	205	-4,2%	732	-8,4%
EDTL Lahr	34	17,2%	93	5,7%
EDVE Braunschweig-Wolfsburg	202	2,0%	576	-3,5%
EDVK Kassel-Calden	62	8,8%	237	16,7%
EDXW Sylt	36	-25,0%	203	-5,6%
ETNL Laage	158	23,4%	472	0,4%
ETSI Ingolstadt/Manching	115	130,0%	282	6,4%

*The value is of limited conclusiveness (OLC).

Please note: The airport Magdeburg-Cochstedt (EDBC) is currently closed.

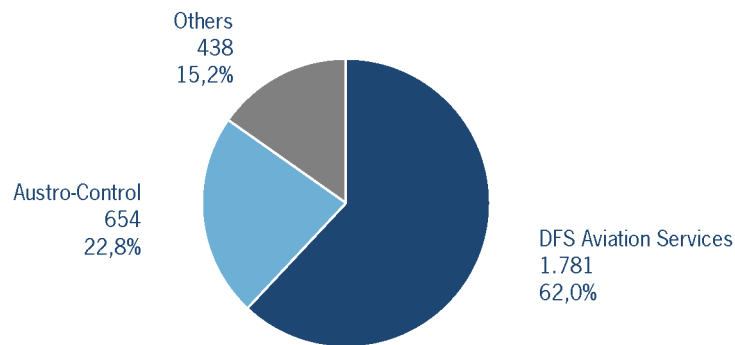
IFR flights at regional German airports - in detail

IFR events (take-offs and landings) at the different regional towers in the Federal Republic of Germany with control zone and barely any PPR.



IFR flights at regional German airports - air traffic service providers

Percentage of IFR events (take-offs and landings) at the regional towers in the Federal Republic of Germany differentiated between DFS Aviation Services, Austro Control and other providers.



DFS Aviation Services: Dortmund (EDLW), Frankfurt-Hahn (EDFH), Karlsruhe/Baden-Baden (EDSB), Lahr (EDTL), Magdeburg/Cochstedt (EDBC), Memmingen (EDJA), Mönchengladbach (EDLN), Niederrhein (EDLV), Paderborn/Lippstadt (EDLP)

Austro Control: Augsburg (EDMA), Braunschweig-Wolfsburg (EDVE), Friedrichshafen (EDNY), Heringsdorf (EDAH), Hof-Plauen (EDQM), Kassel-Calden (EDVK), Lübeck-Blankensee (EDHL), Schwerin-Parchim (EDOP)

Others: Ingolstadt/Manching (ETSI), Laage (ETNL), Mannheim City (EDFM), Sylt (EDXW)






ATFM Arrival Delay

(Data Source: NM statistics, DFS LIZ)

ATFM Arrival Delay with reference to the relevant airport, in minutes per IFR arrival.

ATFM Arrival Delay:

sum of all arrival ATFM delay divided by the sum of all inbound flights for the particular traffic volume

Airports		ATC Delay [min/arrival]	non ATC Delay [min/arrival]	
	All Airports	0	0,4078	
EDDM	München	0	1,4860	
EDDF	Frankfurt/Main	0	0,4184	
EDDW	Bremen	0	0,1101	
EDDL	Düsseldorf	0	0,0334	

Please note: The ATFM delay data are provided by NM statistics. Due to internal distribution of the ATFM delay, data are modified by CC/FC and TWR/M. The inbound flight information is based on LIZ statistics.

All Airports means all international German airports: Berlin-Schönefeld (EDDB), Berlin-Tegel (EDDT), Bremen (EDDW), Dresden (EDDC), Düsseldorf (EDDL), Erfurt/Weimar (EDDE), Frankfurt/Main (EDDF), Hamburg (EDDH), Hannover (EDDV), Köln/Bonn (EDDK), Leipzig/Halle (EDDP), München (EDDM), Münster/Osnabrück (EDDG), Nürnberg (EDDN), Saarbrücken (EDDR), Stuttgart (EDDS)