



# LIZ Bulletin

DFS Situation and Information Centre

Week 3

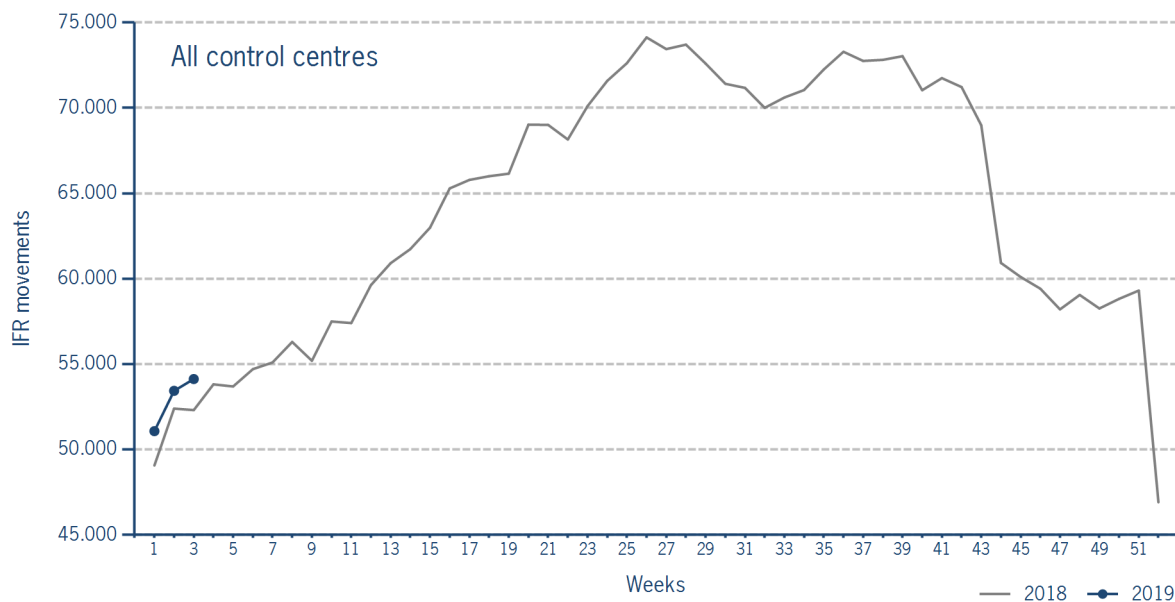
14 JAN 2019 - 20 JAN 2019

Version 22.01.2019

## IFR flights in the Federal Republic of Germany

IFR movements (entries, exits, overflights and domestics) in all control sectors with a German designator.

	2019	2018	Trend
Week 3	54.118	52.299	3,5%
Cumulated Weeks	158.611	153.742	3,2%

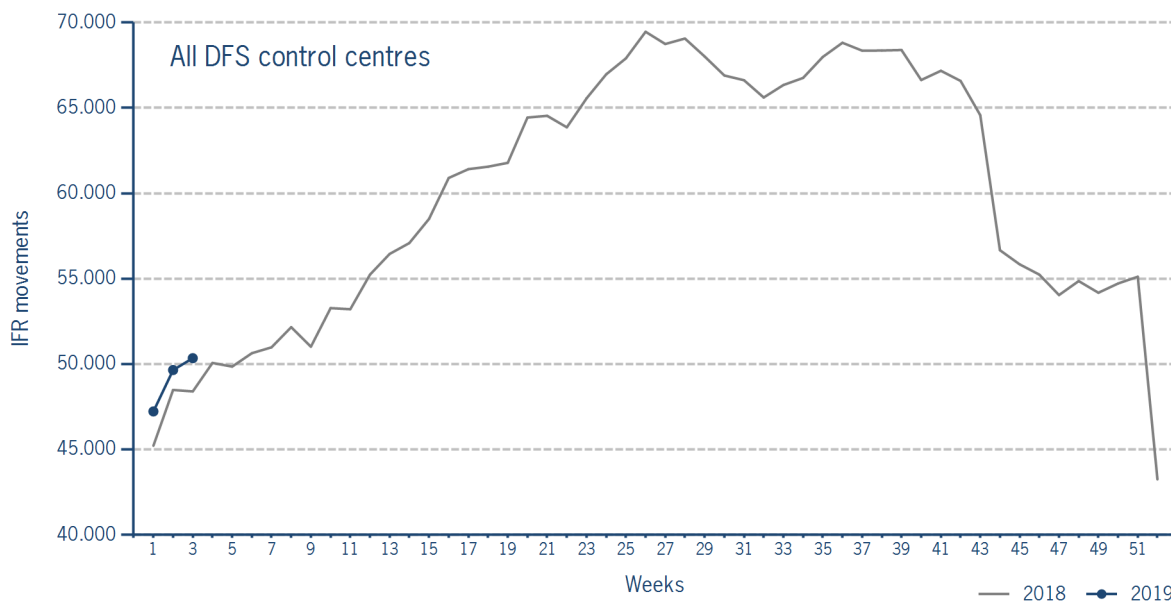


Please note: This count covers the traffic in the area build by all control sectors with a German designator („ED“), regardless of the service provider, including civil and military traffic in sectors controlled by DFS and Maastricht UAC (Maastricht-Hannover sectors). The area counted is composed of modular control sectors designed for ATC purposes with partly cross border structures and is therefore not identical to the political border of the Federal Republic of Germany or the national Flight Information Region (FIR).

## IFR flights controlled by DFS

IFR movements (entries, exits, overflights and domestics) in control sectors controlled by DFS.

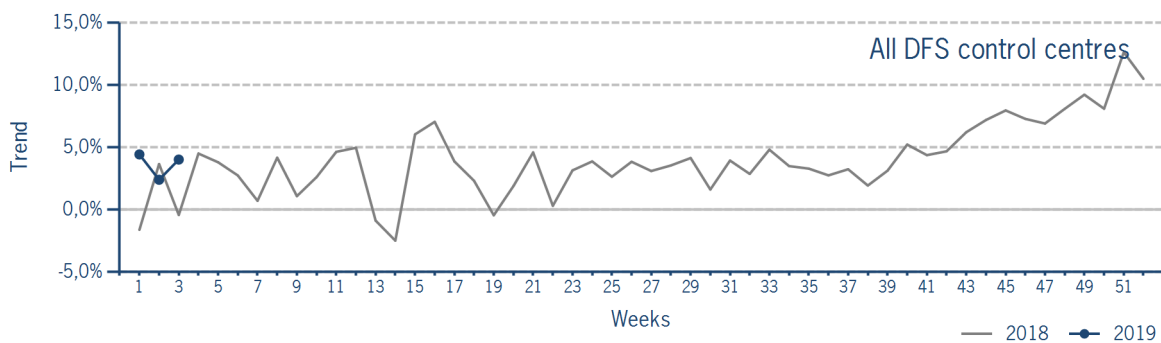
	2019	2018	Trend
<b>Week 3</b>	50.340	48.392	4,0%
<b>Cumulated Weeks</b>	147.205	142.085	3,6%



Please note: This count covers the traffic in the area build by control sectors of DFS control centres, including civil and military traffic. Traffic in Maastricht UAC (Maastricht-Hannover sectors) is not counted.

## IFR flights controlled by DFS - trend

Trend in the number of IFR movements (entries, exits, overflights and domestics) in control sectors controlled by DFS.

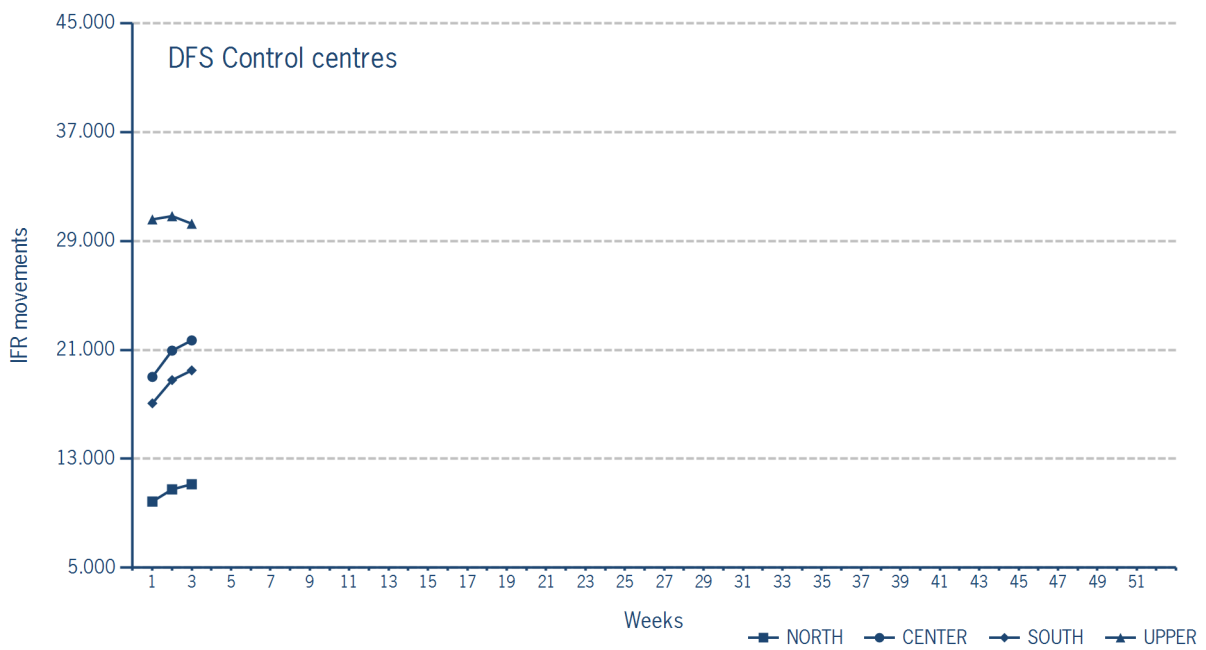


**IFR flights controlled by DFS - in detail**

IFR movements (entries, exits, overflights and domestics) controlled by DFS at the different control centres.

	NORTH	CENTER	SOUTH	UPPER
<b>Week 3</b>	11.133	21.698	19.495	30.268
<b>Trend</b>	6,7%	2,9%	2,4%	0,6%
<b>Cumulated Weeks</b>	31.747	61.663	55.357	91.680
<b>Trend</b>	8,6%	2,5%	2,8%	1,7%

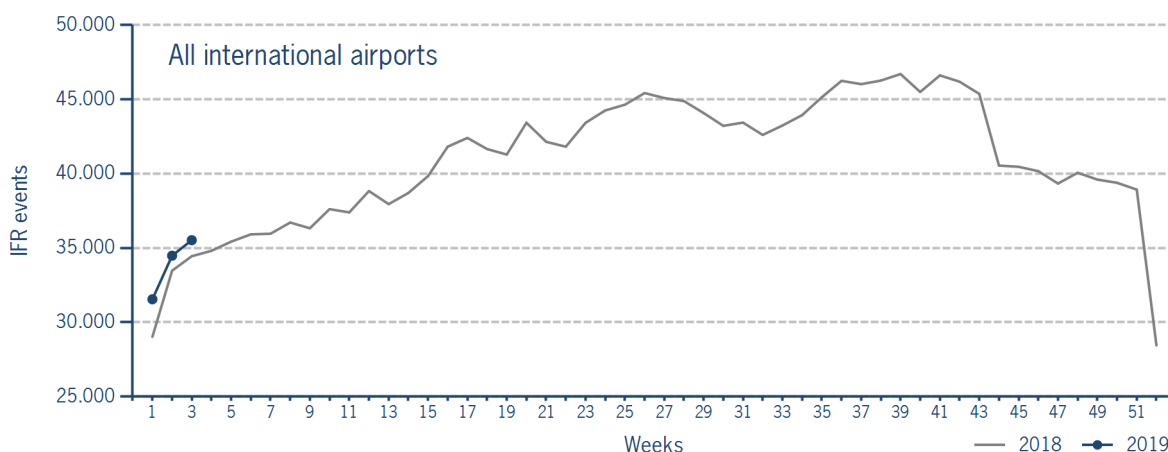
Please note: The trend numbers compare counts of the airspaces in their current configuration to the count of the same airspace in 2018.



### IFR flights at international German airports

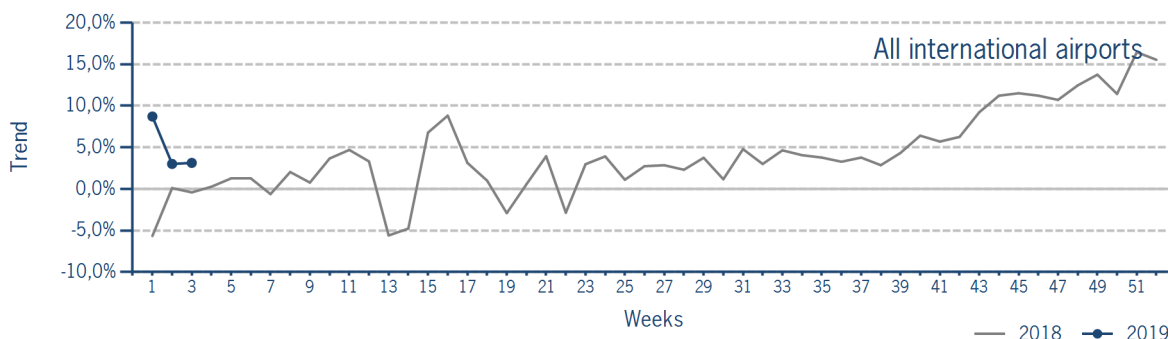
IFR events (take-offs and landings) at the international DFS towers in the Federal Republic of Germany.

	2019	2018	Trend
<b>Week 3</b>	35.526	34.446	3,1%
<b>Cumulated Weeks</b>	101.556	96.940	4,8%



### IFR flights at international German airports - trend

Trend in the number of IFR events (take-offs and landings) at the international DFS towers in the Federal Republic of Germany.



### IFR flights at international German airports - airport category

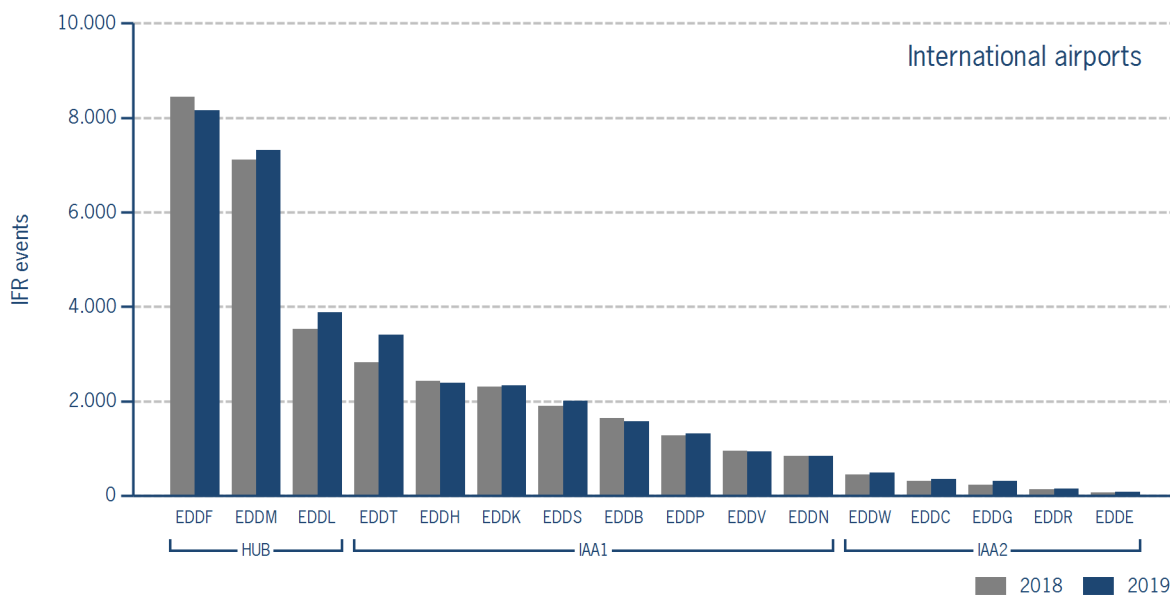
IFR events (take-offs and landings) at the international DFS towers in the Federal Republic of Germany differentiated by Hub Gateways (HUB), International Access Airports 1 (IAA1) and International Access Airports 2 (IAA2).

	HUB	IAA1	IAA2
<b>Week 3</b>	19.361	14.786	1.379
<b>Trend</b>	1,5%	4,3%	16,1%
<b>Cumulated Weeks</b>	55.639	42.354	3.563
<b>Trend</b>	3,1%	6,9%	5,4%

IFR flights at international German airports - in detail

IFR events (take-offs and landings) at the different international DFS towers in the Federal Republic of Germany.

		Week 3	Trend	Week 1 - 3	Trend
<b>HUB</b>					
EDDF	Frankfurt/Main	8.157	-3,4%	24.571	-0,3%
EDDL	Düsseldorf	3.886	10,2%	10.924	16,2%
EDDM	München	7.318	3,0%	20.144	1,2%
<b>IAA1</b>					
EDDB	Berlin-Schönefeld	1.571	-4,4%	4.787	-3,0%
EDDH	Hamburg	2.382	-1,7%	7.051	1,3%
EDDK	Köln/Bonn	2.329	0,9%	6.373	-1,9%
EDDN	Nürnberg	841	-0,6%	2.333	1,3%
EDDP	Leipzig/Halle	1.312	2,7%	3.632	1,1%
EDDS	Stuttgart	2.004	5,2%	5.591	5,7%
EDDT	Berlin-Tegel	3.407	20,5%	9.898	35,5%
EDDV	Hannover	940	-0,7%	2.689	-1,4%
<b>IAA2</b>					
EDDC	Dresden	348	12,6%	957	7,3%
EDDE	Erfurt/Weimar	82	22,4%	175	9,4%
EDDG	Münster/Osnabrück	314	37,1%	774	13,3%
EDDR	Saarbrücken	147	9,7%	360	-9,1%
EDDW	Bremen	488	8,7%	1.297	3,7%



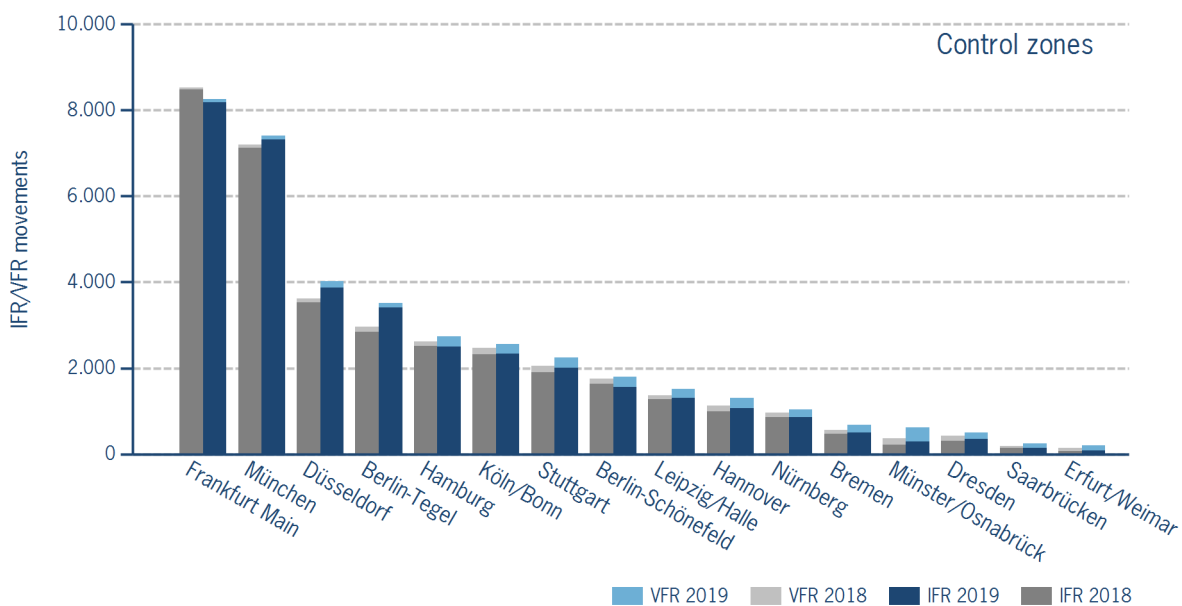
### IFR/VFR flights in control zones of DFS towers

IFR/VFR movements (entries, exits, overflights and domestics) at the different control zones of international DFS towers.

	Week 3	Trend	Week 1 - 3	Trend
Berlin-Schönefeld	1.806	3,3%	5.197	-2,9%
Berlin-Tegel	3.513	18,7%	10.170	33,4%
Bremen	680	21,0%	1.704	1,2%
Dresden	506	19,6%	1.248	0,0%
Düsseldorf	4.028	11,2%	11.172	15,1%
Erfurt/Weimar	207	47,9%	383	10,7%
Frankfurt Main	8.262	-3,1%	24.795	-0,2%
Hamburg	2.733	4,6%	7.890	2,1%
Hannover	1.309	15,9%	3.400	-2,8%
Köln/Bonn	2.563	3,9%	6.775	-4,5%
Leipzig/Halle	1.519	10,8%	4.037	1,4%
München	7.409	2,9%	20.361	1,1%
Münster/Osnabrück	621	68,8%	1.248	-10,6%
Nürnberg	1.032	7,7%	2.652	-1,7%
Saarbrücken	254	38,8%	543	-0,5%
Stuttgart	2.240	9,1%	5.979	2,5%

Additional information:

Münster reported no glider movements for the current week, i.e. no glider movements for the cumulated year.



## IFR flights at regional German airports - in detail

IFR events (take-offs and landings) at the different regional towers in the Federal Republic of Germany with control zone and barely any PPR.

	2019	2018	Trend
<b>Week 3</b>	2.866	2.328	23,1%
<b>Cumulated Weeks</b>	6.993	6.724	4,0%

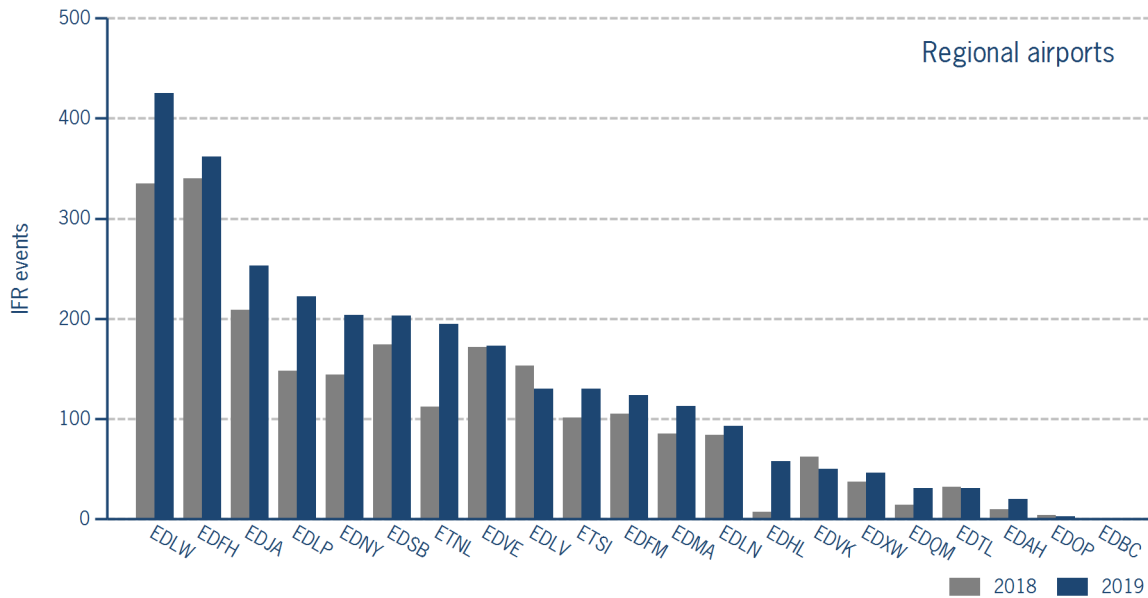
	Week 3	Trend	Week 1 - 3	Trend
EDAH Heringsdorf	20	100,0%	26	18,2%
EDBC Magdeburg/Cochstedt	0	N/A	0	OLC*
EDFH Frankfurt-Hahn	362	6,5%	900	-8,2%
EDFM Mannheim City	124	18,1%	223	-13,6%
EDHL Lübeck-Blankensee	58	OLC*	120	100,0%
EDJA Memmingen	253	21,1%	721	12,8%
EDLN Mönchengladbach	93	10,7%	247	-17,9%
EDLP Paderborn/Lippstadt	222	50,0%	541	18,6%
EDLV Niederrhein	130	-15,0%	413	-12,7%
EDLW Dortmund	425	26,9%	1.197	12,7%
EDMA Augsburg	113	32,9%	202	-18,2%
EDNY Friedrichshafen	204	41,7%	437	9,0%
EDOP Schwerin-Parchim	3	-25,0%	6	-53,8%
EDQM Hof-Plauen	31	121,4%	50	72,4%
EDSB Karlsruhe/Baden-Baden	203	16,7%	492	-6,6%
EDTL Lahr	31	-3,1%	61	3,4%
EDVE Braunschweig-Wolfsburg	173	0,6%	354	-5,3%
EDVK Kassel-Calden	50	-19,4%	122	-30,3%
EDXW Sylt	46	24,3%	233	39,5%
ETNL Laage	195	74,1%	422	34,4%
ETSI Ingolstadt/Manching	130	28,7%	226	35,3%

\*The value is of limited conclusiveness (OLC).

Please note: The airport Magdeburg-Cochstedt (EDBC) is currently closed.

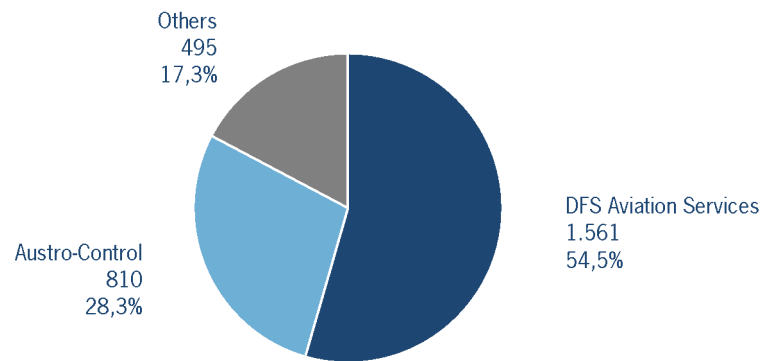
### IFR flights at regional German airports - in detail

IFR events (take-offs and landings) at the different regional towers in the Federal Republic of Germany with control zone and barely any PPR.



### IFR flights at regional German airports - air traffic service providers

Percentage of IFR events (take-offs and landings) at the regional towers in the Federal Republic of Germany differentiated between DFS Aviation Services, Austro Control and other providers.



- DFS Aviation Services: Dortmund (EDLW), Friedrichshafen (EDNY), Karlsruhe/Baden-Baden (EDSB), Lahr (EDTL), Magdeburg/Cochstedt (EDBC), Memmingen (EDJA), Mönchengladbach (EDLN), Niederrhein (EDLV), Paderborn/Lippstadt (EDLP)
- Austro Control: Augsburg (EDMA), Braunschweig-Wolfsburg (EDVE), Frankfurt-Hahn (EDFH), Heringsdorf (EDAH), Hof-Plauen (EDQM), Kassel-Calden (EDVK), Lübeck-Blankensee (EDHL), Schwerin-Parchim (EDOP)
- Others: Ingolstadt/Manching (ETSI), Laage (ETNL), Mannheim City (EDFM), Sylt (EDXW)









## ATFM Arrival Delay

(Data Source: NM statistics, DFS LIZ)

ATFM Arrival Delay with reference to the relevant airport, in minutes per IFR arrival.

*ATFM Arrival Delay:*

*sum of all arrival ATFM delay divided by the sum of all inbound flights for the particular traffic volume*

Airports		ATC Delay [min/arrival]	non ATC Delay [min/arrival]	
	All Airports	0,0915	0,0357	
EDDW	Bremen	2,8683	0	
EDDH	Hamburg	0,7794	0	
EDDP	Leipzig/Halle	0	0,4394	
EDDL	Düsseldorf	0	0,0910	
EDDF	Frankfurt/Main	0	0,0411	

Please note: The ATFM delay data are provided by NM statistics. Due to internal distribution of the ATFM delay, data are modified by CC/FC and TWR/M. The inbound flight information is based on LIZ statistics.

All Airports means all international German airports: Berlin-Schönefeld (EDDB), Berlin-Tegel (EDDT), Bremen (EDDW), Dresden (EDDC), Düsseldorf (EDDL), Erfurt/Weimar (EDDE), Frankfurt/Main (EDDF), Hamburg (EDDH), Hannover (EDDV), Köln/Bonn (EDDK), Leipzig/Halle (EDDP), München (EDDM), Münster/Osnabrück (EDDG), Nürnberg (EDDN), Saarbrücken (EDDR), Stuttgart (EDDS)