



LIZ Bulletin

DFS Situation and Information Centre

Week 3

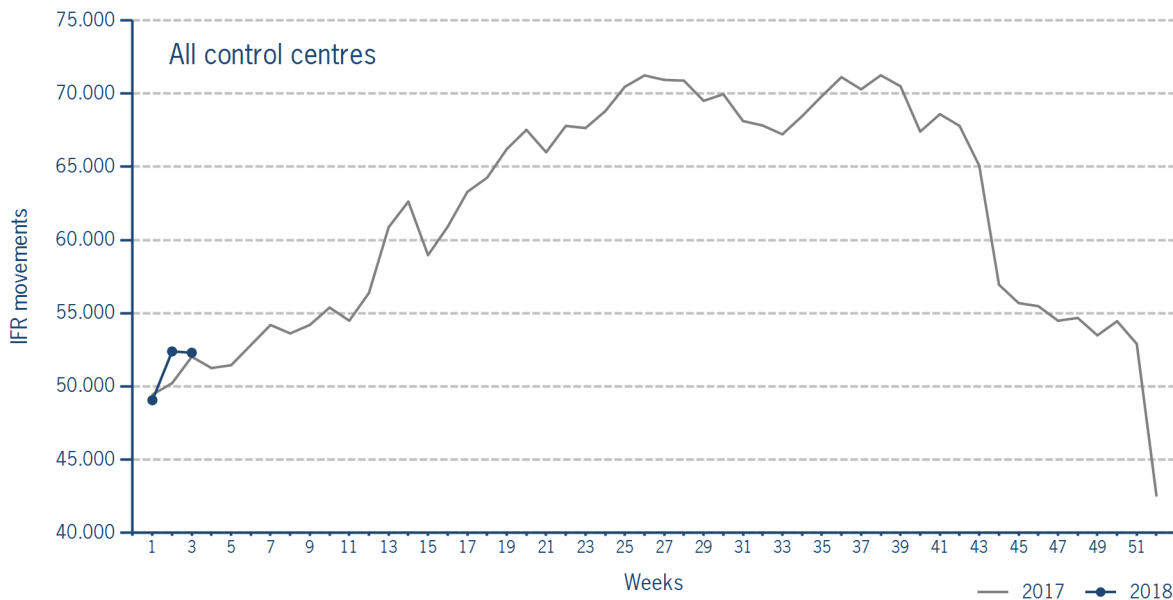
15 JAN 2018 - 21 JAN 2018

Version 26.01.2018

IFR flights in the Federal Republic of Germany

IFR movements (entries, exits, overflights and domestics) in all control sectors with a German designator.

	2018	2017	Trend
Week 3	52.299	52.023	0,5%
Cumulated Weeks	153.742	151.676	1,4%

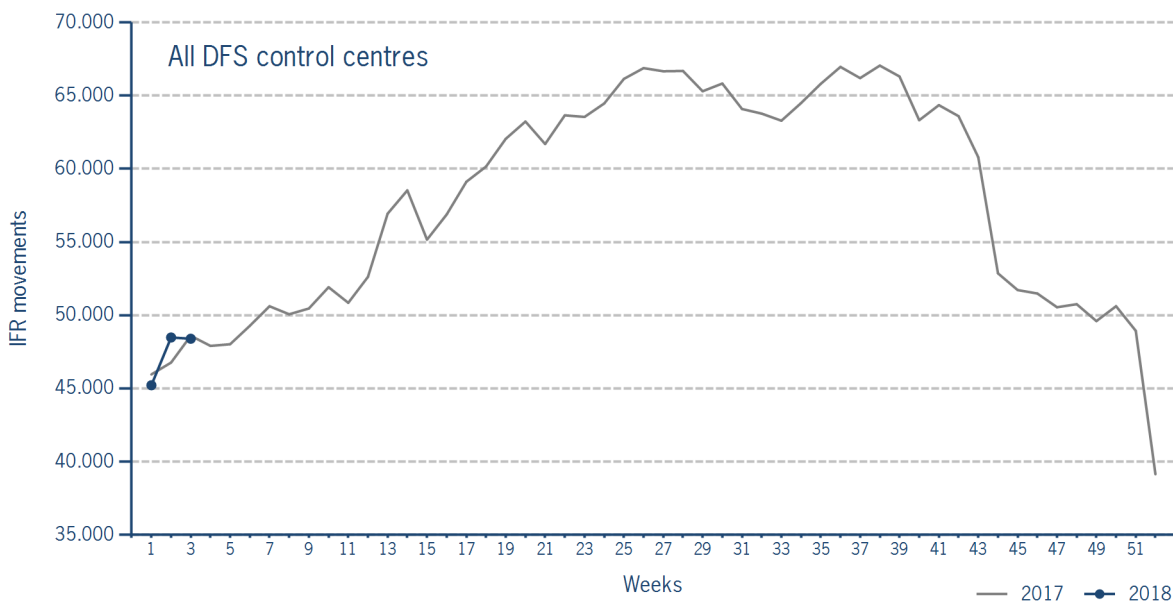


Please note: This count covers the traffic in the area build by all control sectors with a German designator („ED“), regardless of the service provider, including civil and military traffic in sectors controlled by DFS and Maastricht UAC (Maastricht-Hannover sectors). The area counted is composed of modular control sectors designed for ATC purposes with partly cross border structures and is therefore not identical to the political border of the Federal Republic of Germany or the national Flight Information Region (FIR).

IFR flights controlled by DFS

IFR movements (entries, exits, overflights and domestics) in control sectors controlled by DFS.

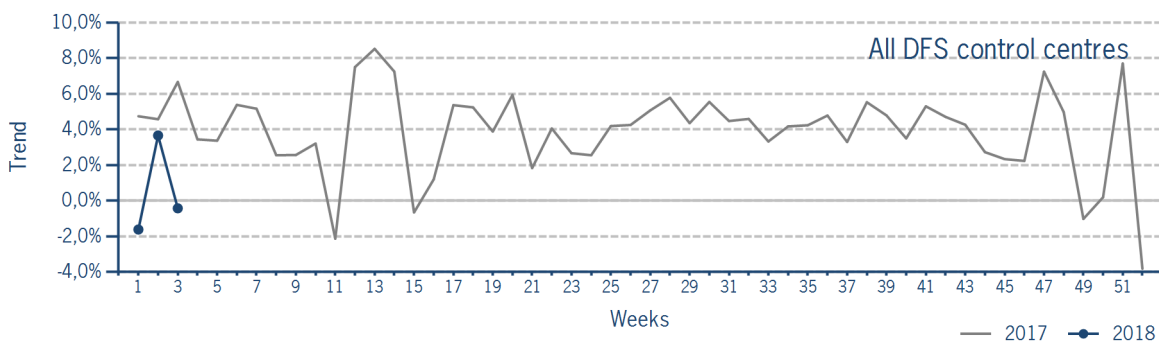
	2018	2017	Trend
Week 3	48.392	48.595	-0,4%
Cumulated Weeks	142.085	141.312	0,5%



Please note: This count covers the traffic in the area build by control sectors of DFS control centres, including civil and military traffic. Traffic in Maastricht UAC (Maastricht-Hannover sectors) is not counted.

IFR flights controlled by DFS - trend

Trend in the number of IFR movements (entries, exits, overflights and domestics) in control sectors controlled by DFS.

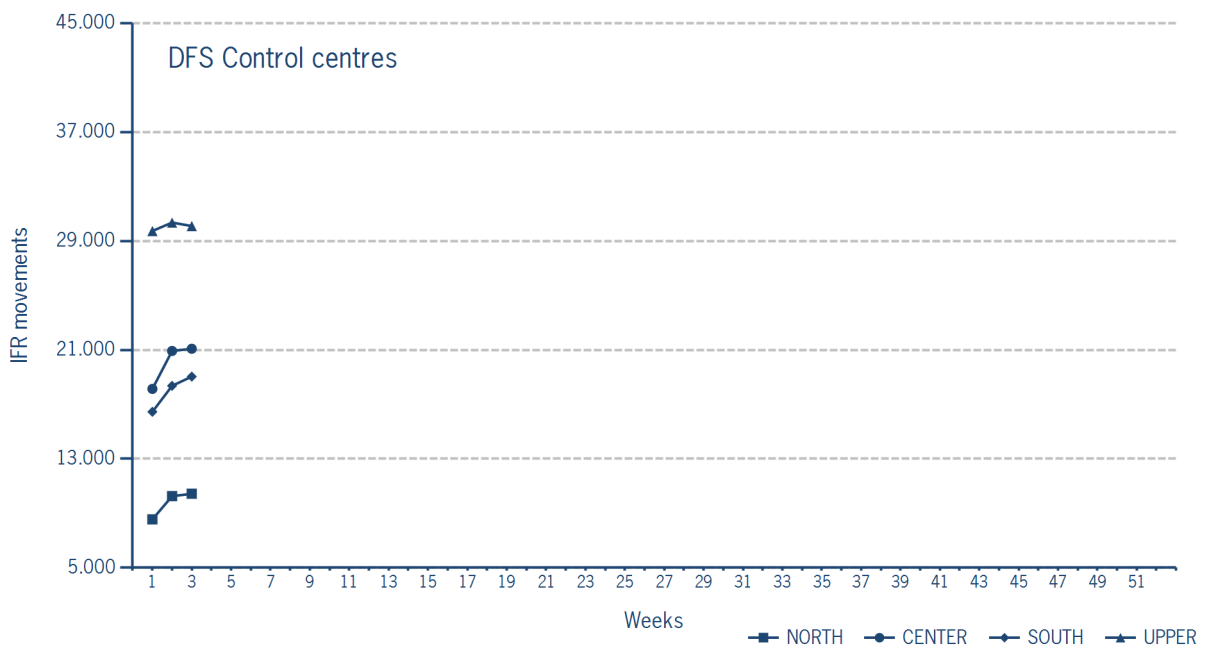


IFR flights controlled by DFS - in detail

IFR movements (entries, exits, overflights and domestics) controlled by DFS at the different control centres.

	NORTH	CENTER	SOUTH	UPPER
Week 3	10.432	21.084	19.041	30.097
Trend	-6,6%	0,8%	2,1%	3,0%
Cumulated Weeks	29.241	60.145	53.857	90.184
Trend	-7,6%	1,6%	1,3%	2,6%

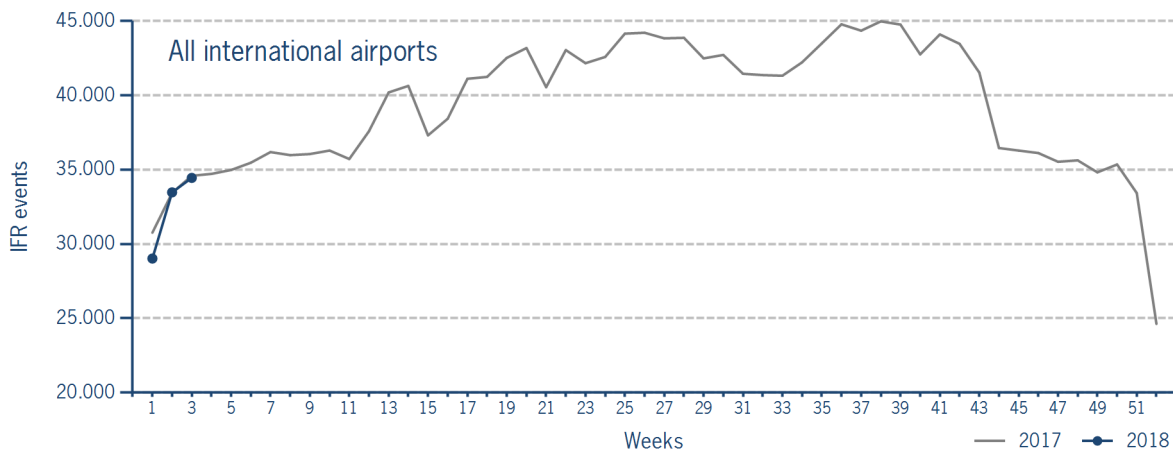
Please note: The trend numbers compare counts of the airspaces in their current configuration to the count of the same airspace in 2017.



IFR flights at international German airports

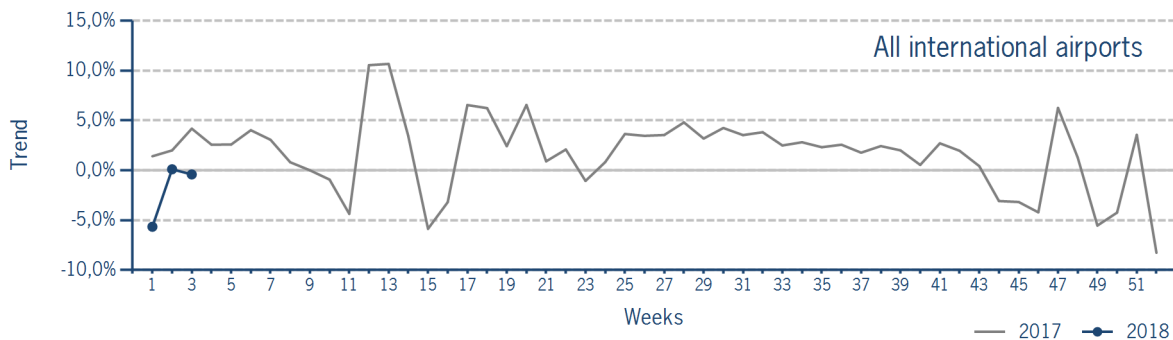
IFR events (take-offs and landings) at the international DFS towers in the Federal Republic of Germany.

	2018	2017	Trend
Week 3	34.446	34.588	-0,4%
Cumulated Weeks	96.940	98.784	-1,9%



IFR flights at international German airports - trend

Trend in the number of IFR events (take-offs and landings) at the international DFS towers in the Federal Republic of Germany.



IFR flights at international German airports - airport category

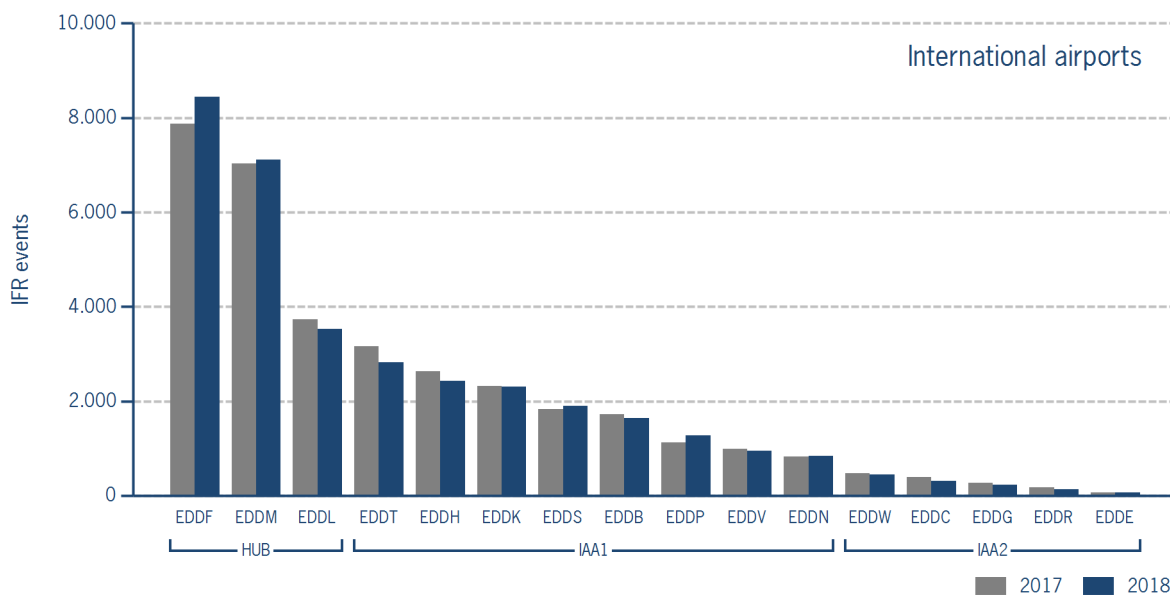
IFR events (take-offs and landings) at the international DFS towers in the Federal Republic of Germany differentiated by Hub Gateways (HUB), International Access Airports 1 (IAA1) and International Access Airports 2 (IAA2).

	HUB	IAA1	IAA2
Week 3	19.080	14.178	1.188
Trend	2,4%	-2,9%	-12,2%
Cumulated Weeks	53.948	39.610	3.382
Trend	0,8%	-5,1%	-4,5%

IFR flights at international German airports - in detail

IFR events (take-offs and landings) at the different international DFS towers in the Federal Republic of Germany.

		Week 3	Trend	Week 1 - 3	Trend
HUB					
EDDF	Frankfurt/Main	8.446	7,4%	24.647	7,0%
EDDL	Düsseldorf	3.527	-5,5%	9.404	-12,2%
EDDM	München	7.107	1,1%	19.897	0,7%
IAA1					
EDDB	Berlin-Schönefeld	1.643	-4,6%	4.936	-4,9%
EDDH	Hamburg	2.424	-7,9%	6.959	-7,9%
EDDK	Köln/Bonn	2.309	-0,6%	6.496	-2,6%
EDDN	Nürnberg	846	2,5%	2.302	2,0%
EDDP	Leipzig/Halle	1.277	13,5%	3.593	14,1%
EDDS	Stuttgart	1.905	4,2%	5.290	2,3%
EDDT	Berlin-Tegel	2.827	-10,7%	7.307	-18,6%
EDDV	Hannover	947	-3,9%	2.727	-1,3%
IAA2					
EDDC	Dresden	309	-20,6%	892	-13,8%
EDDE	Erfurt/Weimar	67	6,3%	160	-3,0%
EDDG	Münster/Osnabrück	229	-13,6%	683	6,9%
EDDR	Saarbrücken	134	-20,7%	396	-1,5%
EDDW	Bremen	449	-3,9%	1.251	-3,9%



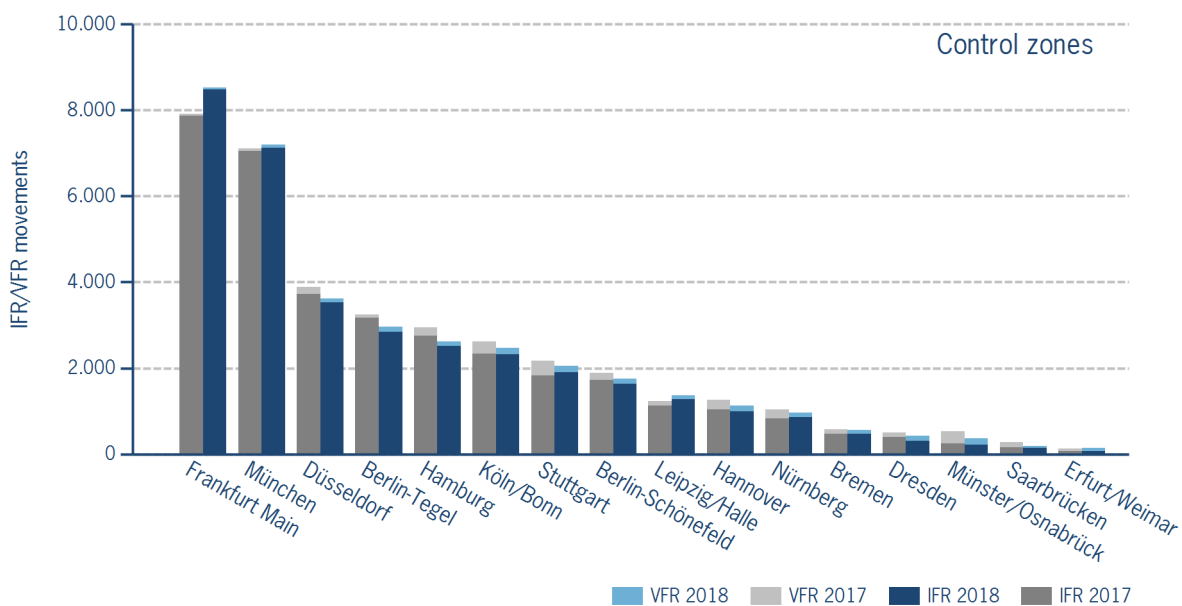
IFR/VFR flights in control zones of DFS towers

IFR/VFR movements (entries, exits, overflights and domestics) at the different control zones of international DFS towers.

	Week 3	Trend	Week 1 - 3	Trend
Berlin-Schönefeld	1.748	-7,5%	5.350	-5,3%
Berlin-Tegel	2.960	-8,7%	7.621	-17,2%
Bremen	562	-2,6%	1.684	-3,4%
Dresden	423	-16,1%	1.248	-4,5%
Düsseldorf	3.623	-6,7%	9.709	-12,1%
Erfurt/Weimar	140	7,7%	346	10,9%
Frankfurt Main	8.524	7,6%	24.855	7,0%
Hamburg	2.613	-11,2%	7.724	-8,4%
Hannover	1.129	-10,4%	3.498	1,8%
Köln/Bonn	2.467	-5,6%	7.093	-2,5%
Leipzig/Halle	1.371	11,6%	3.980	15,3%
München	7.201	1,2%	20.135	0,6%
Münster/Osnabrück	368	-31,0%	1.396	17,2%
Nürnberg	958	-8,1%	2.697	-1,9%
Saarbrücken	183	-35,1%	546	-11,8%
Stuttgart	2.053	-5,7%	5.832	1,2%

Additional information:

Münster reported no glider movements for the current week, i.e. no glider movements for the cumulated year.



IFR flights at regional German airports - in detail

IFR events (take-offs and landings) at the different regional towers in the Federal Republic of Germany with control zone and barely any PPR.

	2018	2017	Trend
Week 3	2.328	2.525	-7,8%
Cumulated Weeks	6.724	6.420	4,7%

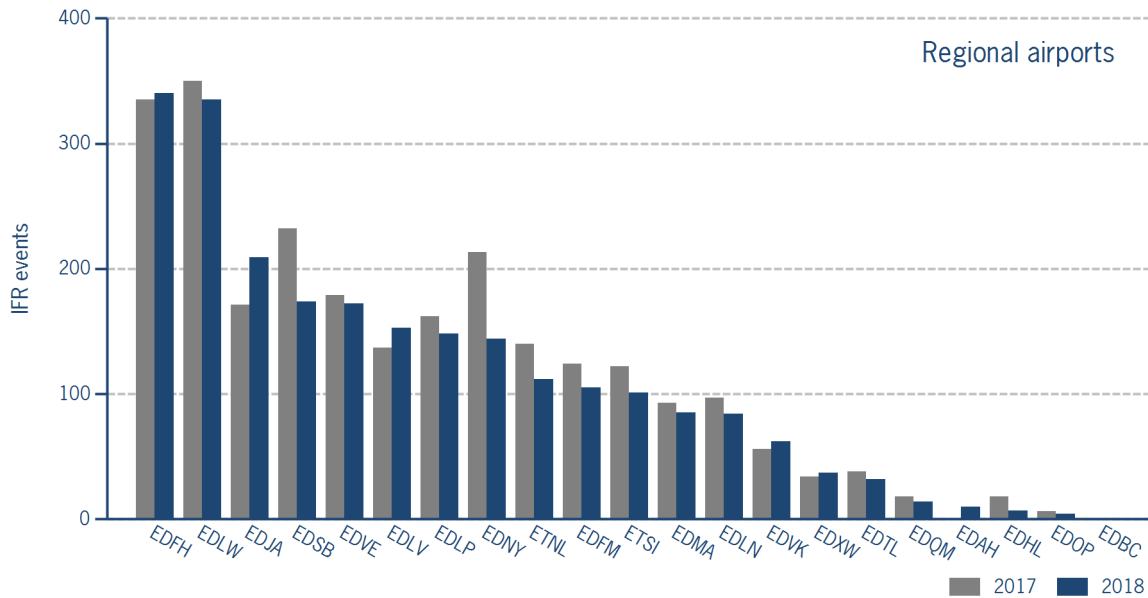
	Week 3	Trend	Week 1 - 3	Trend
EDAH Heringsdorf	10	N/A	22	OLC*
EDBC Magdeburg/Cochstedt	0	N/A	0	OLC*
EDFH Frankfurt-Hahn	340	1,5%	980	-1,9%
EDFM Mannheim City	105	-15,3%	258	7,5%
EDHL Lübeck-Blankensee	7	-61,1%	60	7,1%
EDJA Memmingen	209	22,2%	639	26,5%
EDLN Mönchengladbach	84	-13,4%	301	27,5%
EDLP Paderborn/Lippstadt	148	-8,6%	456	8,6%
EDLV Niederrhein	153	11,7%	473	7,0%
EDLW Dortmund	335	-4,3%	1.062	16,6%
EDMA Augsburg	85	-8,6%	247	21,1%
EDNY Friedrichshafen	144	-32,4%	401	-10,3%
EDOP Schwerin-Parchim	4	-33,3%	13	62,5%
EDQM Hof-Plauen	14	-22,2%	29	-23,7%
EDSB Karlsruhe/Baden-Baden	174	-25,0%	527	-9,9%
EDTL Lahr	32	-15,8%	59	0,0%
EDVE Braunschweig-Wolfsburg	172	-3,9%	374	-6,3%
EDVK Kassel-Calden	62	10,7%	175	19,9%
EDXW Sylt	37	8,8%	167	0,0%
ETNL Laage	112	-20,0%	314	-8,2%
ETSI Ingolstadt/Manching	101	-17,2%	167	-22,3%

*The value is of limited conclusiveness (OLC).

Please note: The airport Magdeburg-Cochstedt (EDBC) is currently closed.

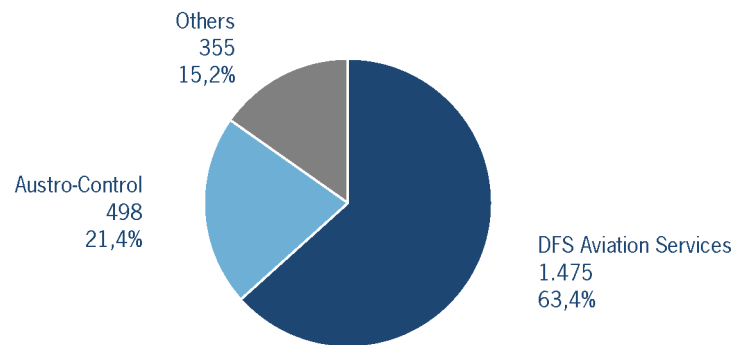
IFR flights at regional German airports - in detail

IFR events (take-offs and landings) at the different regional towers in the Federal Republic of Germany with control zone and barely any PPR.



IFR flights at regional German airports - air traffic service providers

Percentage of IFR events (take-offs and landings) at the regional towers in the Federal Republic of Germany differentiated between DFS Aviation Services, Austro Control and other providers.



DFS Aviation Services: Dortmund (EDLW), Frankfurt-Hahn (EDFH), Karlsruhe/Baden-Baden (EDSB), Lahr (EDTL), Magdeburg/Cochstedt (EDBC), Memmingen (EDJA), Mönchengladbach (EDLN), Niederrhein (EDLV), Paderborn/Lippstadt (EDLP)

Austro Control: Augsburg (EDMA), Braunschweig-Wolfsburg (EDVE), Friedrichshafen (EDNY), Heringsdorf (EDAH), Hof-Plauen (EDQM), Kassel-Calden (EDVK), Lübeck-Blankensee (EDHL), Schwerin-Parchim (EDOP)

Others: Ingolstadt/Manching (ETSI), Laage (ETNL), Mannheim City (EDFM), Sylt (EDXW)

ATFM Arrival Delay

(Data Source: NM statistics, DFS LIZ)

ATFM Arrival Delay with reference to the relevant airport, in minutes per IFR arrival.

ATFM Arrival Delay:

sum of all arrival ATFM delay divided by the sum of all inbound flights for the particular traffic volume

Airports		ATC Delay [min/arrival]	non ATC Delay [min/arrival]	
	All Airports	0	0,1822	
EDDH	Hamburg	0	0,7523	
EDDP	Leipzig/Halle	0	0,6557	
EDDL	Düsseldorf	0	0,2721	
EDDF	Frankfurt/Main	0	0,2470	
EDDT	Berlin-Tegel	0	0,1104	
EDDS	Stuttgart	0	0,0264	
EDDK	Köln/Bonn	0	0,0252	
EDDM	München	0	0,0216	

Please note: The ATFM delay data are provided by NM statistics. Due to internal distribution of the ATFM delay, data are modified by CC/FC and TWR/M. The inbound flight information is based on LIZ statistics.

All Airports means all international German airports: Berlin-Schönefeld (EDDB), Berlin-Tegel (EDDT), Bremen (EDDW), Dresden (EDDC), Düsseldorf (EDDL), Erfurt/Weimar (EDDE), Frankfurt/Main (EDDF), Hamburg (EDDH), Hannover (EDDV), Köln/Bonn (EDDK), Leipzig/Halle (EDDP), München (EDDM), Münster/Osnabrück (EDDG), Nürnberg (EDDN), Saarbrücken (EDDR), Stuttgart (EDDS)