



# LIZ Bulletin

DFS Situation and Information Centre

Week 2

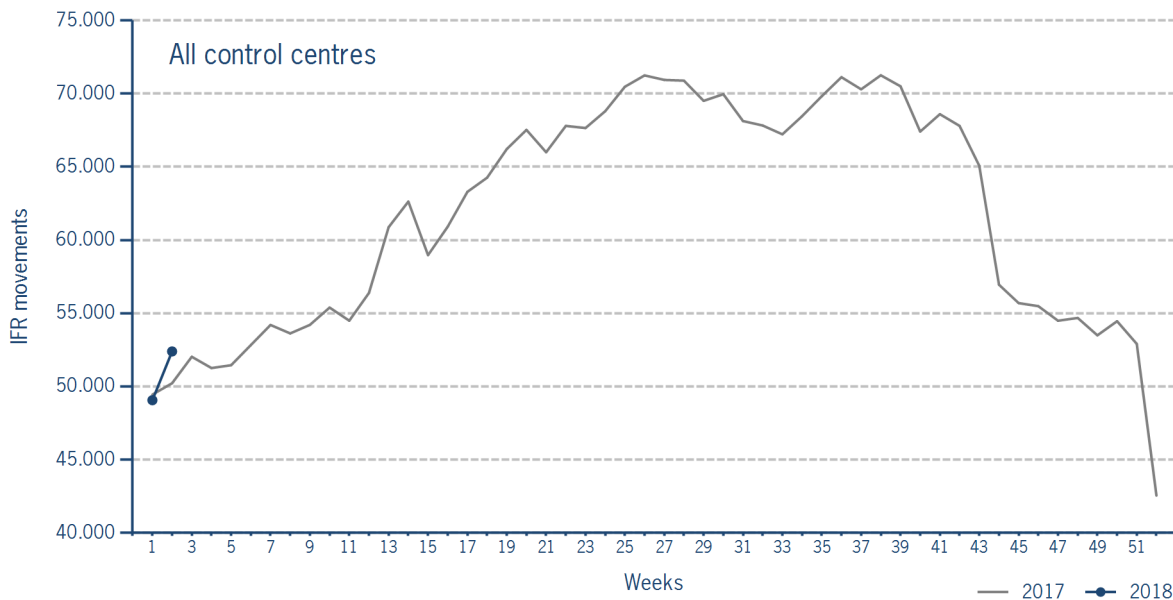
8 JAN 2018 - 14 JAN 2018

Version 17.01.2018

## IFR flights in the Federal Republic of Germany

IFR movements (entries, exits, overflights and domestics) in all control sectors with a German designator.

	2018	2017	Trend
Week 2	52.388	50.214	4,3%
Cumulated Weeks	101.443	99.653	1,8%

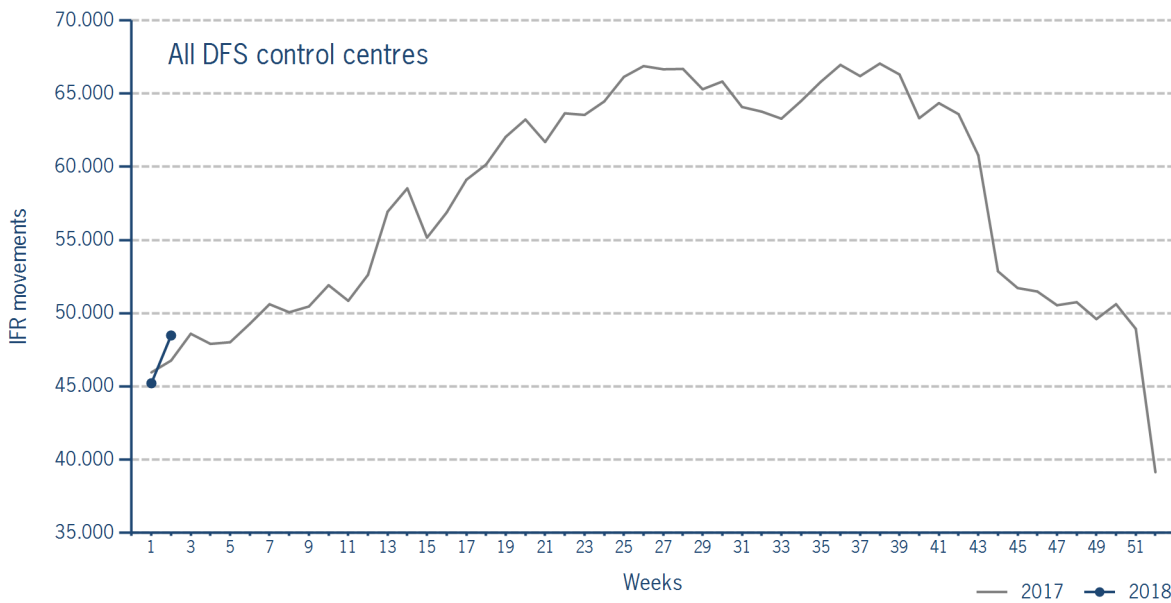


Please note: This count covers the traffic in the area build by all control sectors with a German designator („ED“), regardless of the service provider, including civil and military traffic in sectors controlled by DFS and Maastricht UAC (Maastricht-Hannover sectors). The area counted is composed of modular control sectors designed for ATC purposes with partly cross border structures and is therefore not identical to the political border of the Federal Republic of Germany or the national Flight Information Region (FIR).

## IFR flights controlled by DFS

IFR movements (entries, exits, overflights and domestics) in control sectors controlled by DFS.

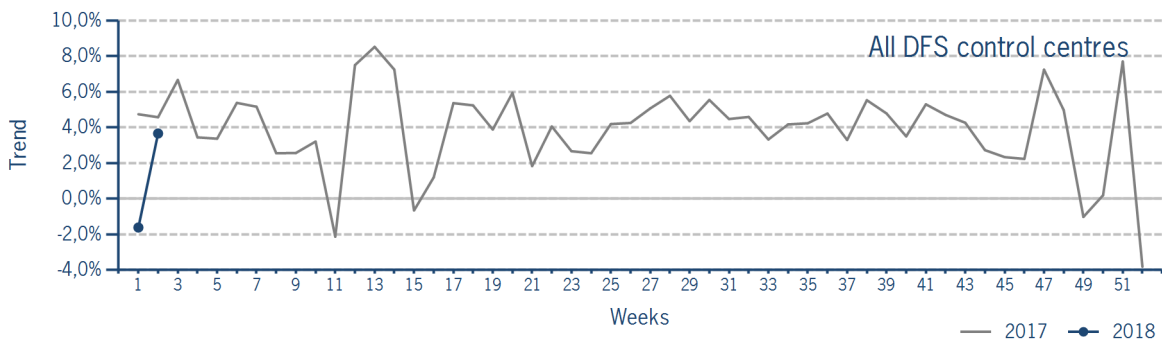
	2018	2017	Trend
<b>Week 2</b>	48.479	46.764	3,7%
<b>Cumulated Weeks</b>	93.693	92.717	1,1%



Please note: This count covers the traffic in the area build by control sectors of DFS control centres, including civil and military traffic. Traffic in Maastricht UAC (Maastricht-Hannover sectors) is not counted.

## IFR flights controlled by DFS - trend

Trend in the number of IFR movements (entries, exits, overflights and domestics) in control sectors controlled by DFS.

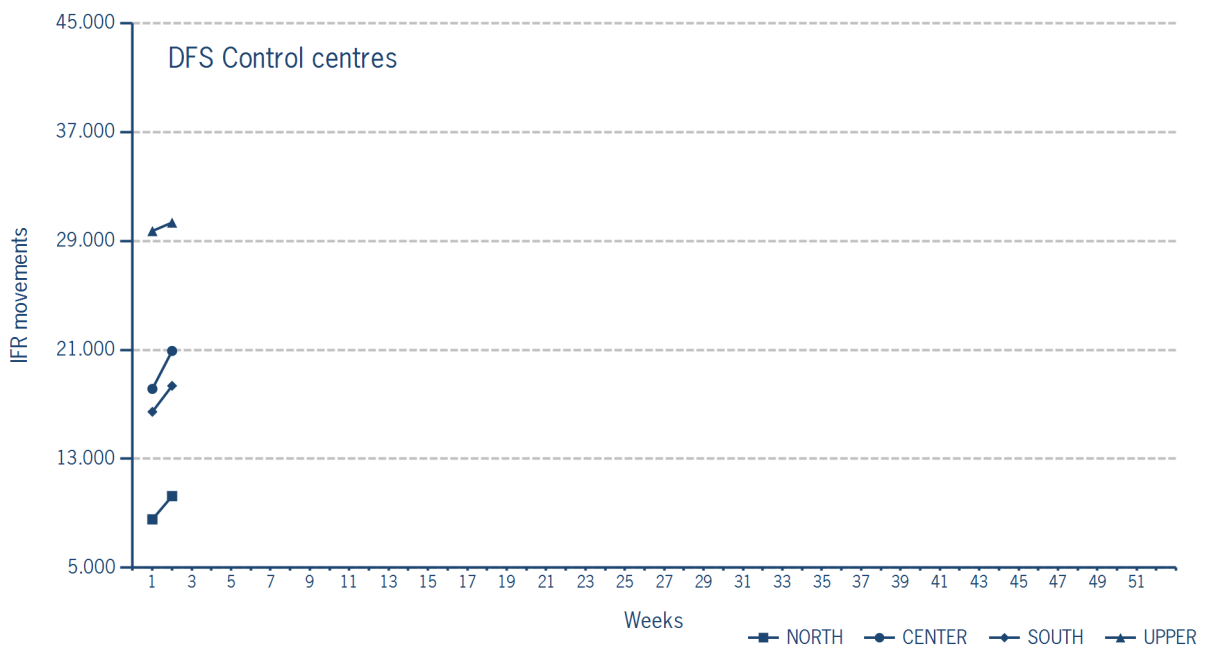


**IFR flights controlled by DFS - in detail**

IFR movements (entries, exits, overflights and domestics) controlled by DFS at the different control centres.

	NORTH	CENTER	SOUTH	UPPER
<b>Week 2</b>	10.256	20.924	18.363	30.353
<b>Trend</b>	-4,0%	6,7%	2,6%	4,0%
<b>Cumulated Weeks</b>	18.809	39.061	34.816	60.087
<b>Trend</b>	-8,1%	2,1%	0,9%	2,4%

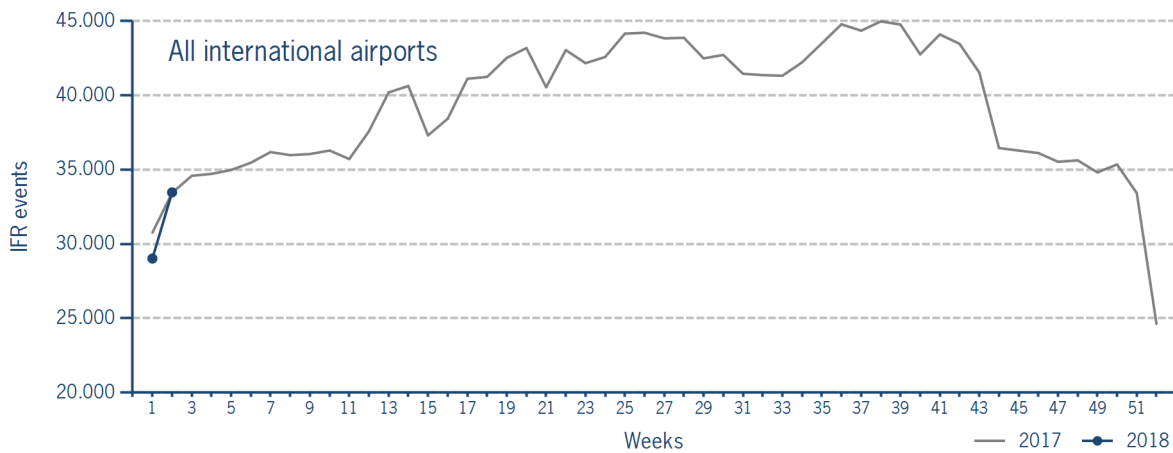
Please note: The trend numbers compare counts of the airspaces in their current configuration to the count of the same airspace in 2017.



### IFR flights at international German airports

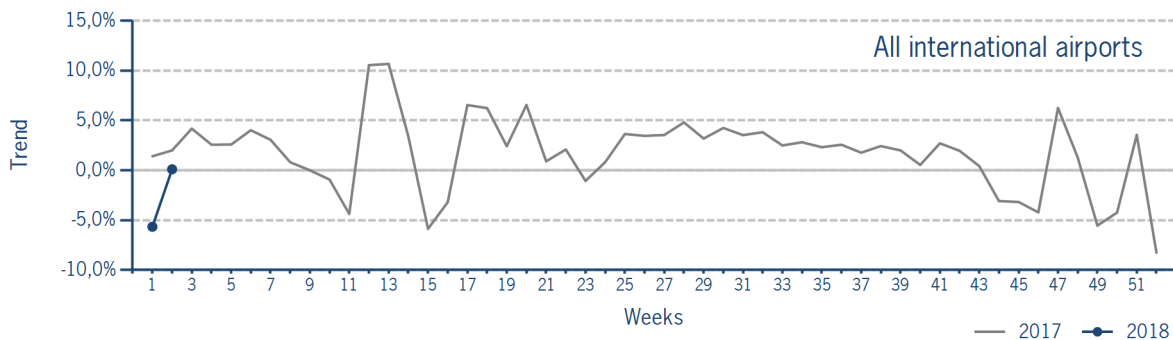
IFR events (take-offs and landings) at the international DFS towers in the Federal Republic of Germany.

	2018	2017	Trend
<b>Week 2</b>	33.473	33.437	0,1%
<b>Cumulated Weeks</b>	62.494	64.196	-2,7%



### IFR flights at international German airports - trend

Trend in the number of IFR events (take-offs and landings) at the international DFS towers in the Federal Republic of Germany.



### IFR flights at international German airports - airport category

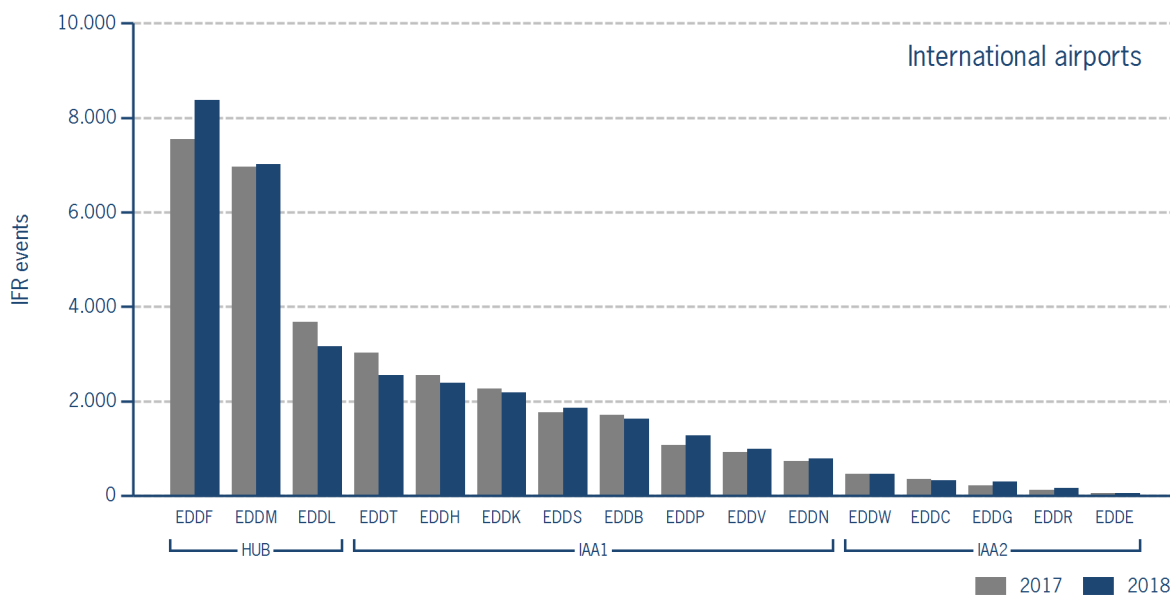
IFR events (take-offs and landings) at the international DFS towers in the Federal Republic of Germany differentiated by Hub Gateways (HUB), International Access Airports 1 (IAA1) and International Access Airports 2 (IAA2).

	HUB	IAA1	IAA2
<b>Week 2</b>	18.555	13.641	1.277
<b>Trend</b>	2,0%	-2,8%	6,1%
<b>Cumulated Weeks</b>	34.868	25.432	2.194
<b>Trend</b>	-0,1%	-6,2%	0,2%

**IFR flights at international German airports - in detail**

IFR events (take-offs and landings) at the different international DFS towers in the Federal Republic of Germany.

		Week 2	Trend	Week 1 - 2	Trend
<b>HUB</b>					
EDDF	Frankfurt/Main	8.374	11,0%	16.201	6,8%
EDDL	Düsseldorf	3.159	-14,2%	5.877	-15,7%
EDDM	München	7.022	0,8%	12.790	0,4%
<b>IAA1</b>					
EDDB	Berlin-Schönefeld	1.622	-4,9%	3.293	-5,0%
EDDH	Hamburg	2.391	-6,0%	4.535	-7,9%
EDDK	Köln/Bonn	2.180	-4,0%	4.187	-3,6%
EDDN	Nürnberg	791	7,3%	1.456	1,7%
EDDP	Leipzig/Halle	1.271	19,5%	2.316	14,4%
EDDS	Stuttgart	1.854	5,2%	3.385	1,3%
EDDT	Berlin-Tegel	2.545	-16,0%	4.480	-22,9%
EDDV	Hannover	987	7,0%	1.780	0,1%
<b>IAA2</b>					
EDDC	Dresden	320	-9,3%	583	-9,8%
EDDE	Erfurt/Weimar	46	-19,3%	93	-8,8%
EDDG	Münster/Osnabrück	294	40,7%	454	21,4%
EDDR	Saarbrücken	160	30,1%	262	12,4%
EDDW	Bremen	457	-1,1%	802	-4,0%



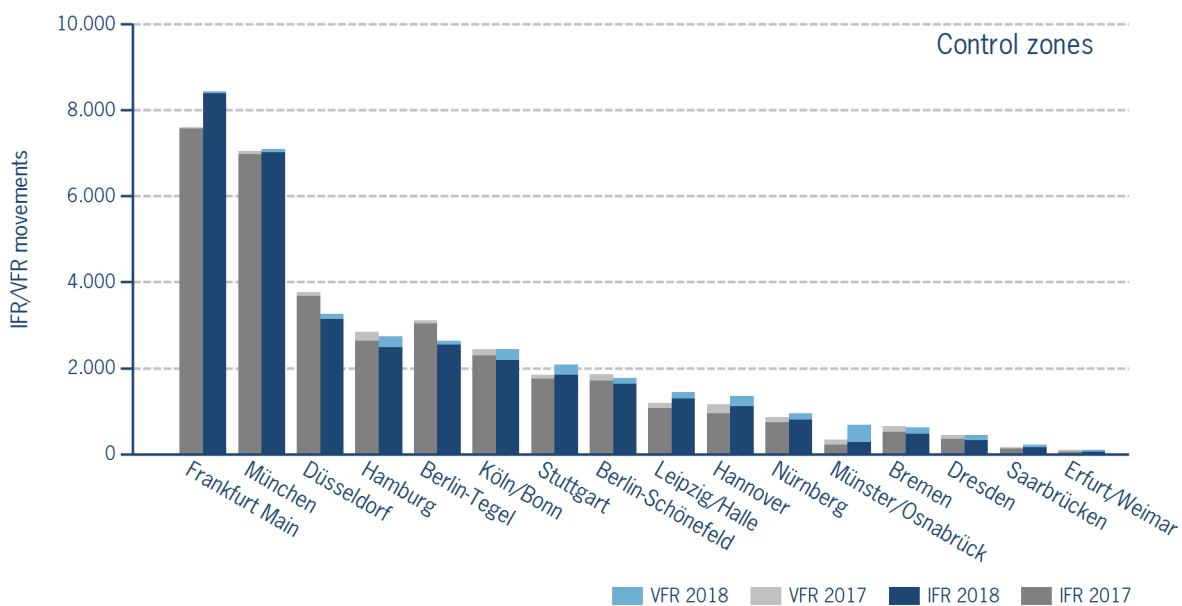
IFR/VFR flights in control zones of DFS towers

IFR/VFR movements (entries, exits, overflights and domestics) at the different control zones of international DFS towers.

	Week 2	Trend	Week 1 - 2	Trend
Berlin-Schönefeld	1.762	-4,9%	3.602	-4,2%
Berlin-Tegel	2.632	-15,3%	4.661	-21,8%
Bremen	625	-3,1%	1.122	-3,8%
Dresden	442	-0,5%	825	2,7%
Düsseldorf	3.268	-13,3%	6.086	-15,0%
Erfurt/Weimar	94	-8,7%	206	13,2%
Frankfurt Main	8.445	11,1%	16.331	6,8%
Hamburg	2.741	-3,7%	5.111	-6,9%
Hannover	1.352	17,3%	2.369	8,8%
Köln/Bonn	2.439	0,2%	4.626	-0,8%
Leipzig/Halle	1.434	21,2%	2.609	17,3%
München	7.093	0,5%	12.934	0,3%
Münster/Osnabrück	673	100,3%	1.028	56,2%
Nürnberg	954	11,7%	1.739	2,0%
Saarbrücken	223	39,4%	363	7,7%
Stuttgart	2.088	13,2%	3.779	5,4%

Additional information:

Münster reported no glider movements for the current week, i.e. no glider movements for the cumulated year.



## IFR flights at regional German airports - in detail

IFR events (take-offs and landings) at the different regional towers in the Federal Republic of Germany with control zone and barely any PPR.

	2018	2017	Trend
<b>Week 2</b>	2.546	2.073	22,8%
<b>Cumulated Weeks</b>	4.396	3.895	12,9%

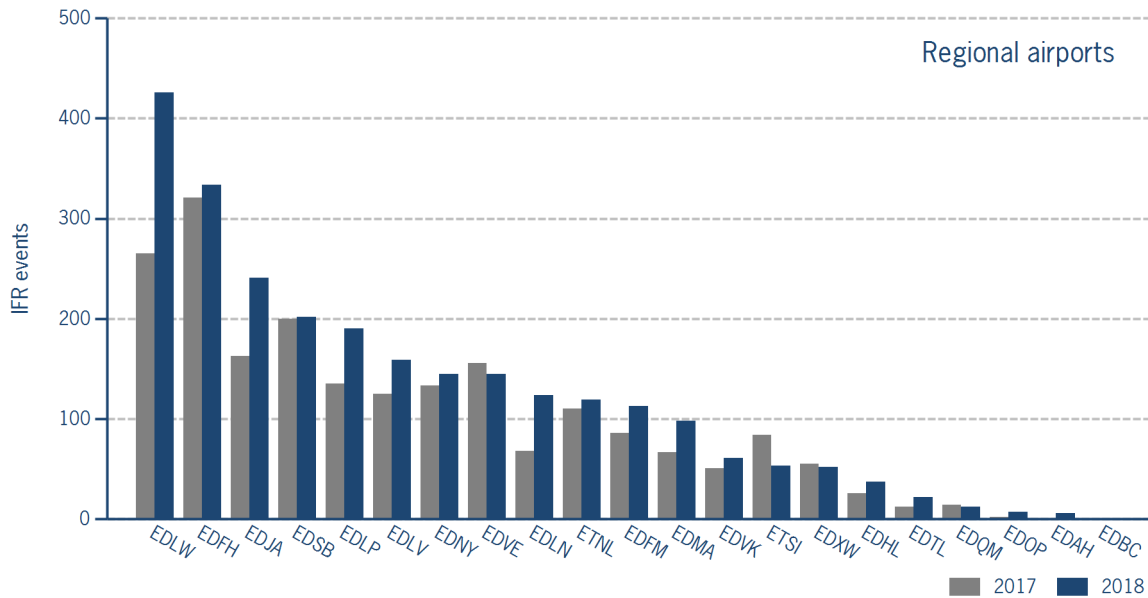
	Week 2	Trend	Week 1 - 2	Trend
EDAH Heringsdorf	6	N/A	12	OLC*
EDBC Magdeburg/Cochstedt	0	N/A	0	OLC*
EDFH Frankfurt-Hahn	334	4,0%	640	-3,6%
EDFM Mannheim City	113	31,4%	153	31,9%
EDHL Lübeck-Blankensee	37	42,3%	53	39,5%
EDJA Memmingen	241	47,9%	430	28,7%
EDLN Mönchengladbach	124	82,4%	217	56,1%
EDLP Paderborn/Lippstadt	190	40,7%	308	19,4%
EDLV Niederrhein	159	27,2%	320	4,9%
EDLW Dortmund	426	60,8%	727	29,6%
EDMA Augsburg	98	46,3%	162	45,9%
EDNY Friedrichshafen	145	9,0%	257	9,8%
EDOP Schwerin-Parchim	7	OLC*	9	OLC*
EDQM Hof-Plauen	12	-14,3%	15	-25,0%
EDSB Karlsruhe/Baden-Baden	202	1,0%	353	0,0%
EDTL Lahr	22	83,3%	27	28,6%
EDVE Braunschweig-Wolfsburg	145	-7,1%	202	-8,2%
EDVK Kassel-Calden	61	19,6%	113	25,6%
EDXW Sylt	52	-5,5%	130	-2,3%
ETNL Laage	119	8,2%	202	0,0%
ETSI Ingolstadt/Manching	53	-36,9%	66	-29,0%

\*The value is of limited conclusiveness (OLC).

Please note: The airport Magdeburg-Cochstedt (EDBC) is currently closed.

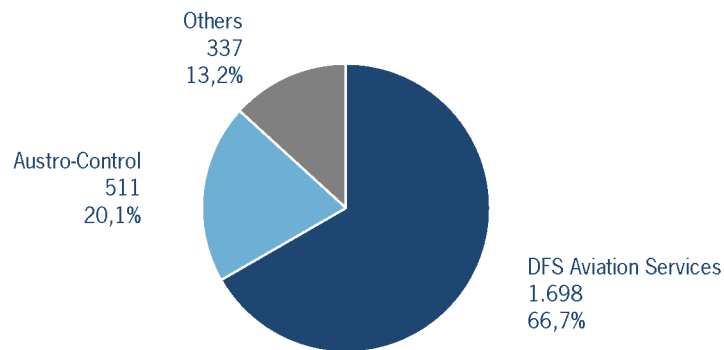
### IFR flights at regional German airports - in detail

IFR events (take-offs and landings) at the different regional towers in the Federal Republic of Germany with control zone and barely any PPR.



### IFR flights at regional German airports - air traffic service providers

Percentage of IFR events (take-offs and landings) at the regional towers in the Federal Republic of Germany differentiated between DFS Aviation Services, Austro Control and other providers.



**DFS Aviation Services:** Dortmund (EDLW), Frankfurt-Hahn (EDFH), Karlsruhe/Baden-Baden (EDSB), Lahr (EDTL), Magdeburg/Cochstedt (EDBC), Memmingen (EDJA), Mönchengladbach (EDLN), Niederrhein (EDLV), Paderborn/Lippstadt (EDLP)

**Austro Control:** Augsburg (EDMA), Braunschweig-Wolfsburg (EDVE), Friedrichshafen (EDNY), Heringsdorf (EDAH), Hof-Plauen (EDQM), Kassel-Calden (EDVK), Lübeck-Blankensee (EDHL), Schwerin-Parchim (EDOP)

**Others:** Ingolstadt/Manching (ETSI), Laage (ETNL), Mannheim City (EDFM), Sylt (EDXW)



## ATFM Arrival Delay

(Data Source: NM statistics, DFS LIZ)

ATFM Arrival Delay with reference to the relevant airport, in minutes per IFR arrival.

*ATFM Arrival Delay:*

*sum of all arrival ATFM delay divided by the sum of all inbound flights for the particular traffic volume*

Airports		ATC Delay [min/arrival]	non ATC Delay [min/arrival]	
	All Airports	0	0,1635	
EDDK	Köln/Bonn	0	1,0991	
EDDW	Bremen	0	0,7304	
EDDP	Leipzig/Halle	0	0,5268	
EDDT	Berlin-Tegel	0	0,2218	
EDDL	Düsseldorf	0	0,1610	
EDDM	München	0	0,1428	

Please note: The ATFM delay data are provided by NM statistics. Due to internal distribution of the ATFM delay, data are modified by CC/FC and TWR/M. The inbound flight information is based on LIZ statistics.

All Airports means all international German airports: Berlin-Schönefeld (EDDB), Berlin-Tegel (EDDT), Bremen (EDDW), Dresden (EDDC), Düsseldorf (EDDL), Erfurt/Weimar (EDDE), Frankfurt/Main (EDDF), Hamburg (EDDH), Hannover (EDDV), Köln/Bonn (EDDK), Leipzig/Halle (EDDP), München (EDDM), Münster/Osnabrück (EDDG), Nürnberg (EDDN), Saarbrücken (EDDR), Stuttgart (EDDS)