



LIZ Bulletin

DFS Situation and Information Centre

Week 1

31 DEC 2018 - 6 JAN 2019

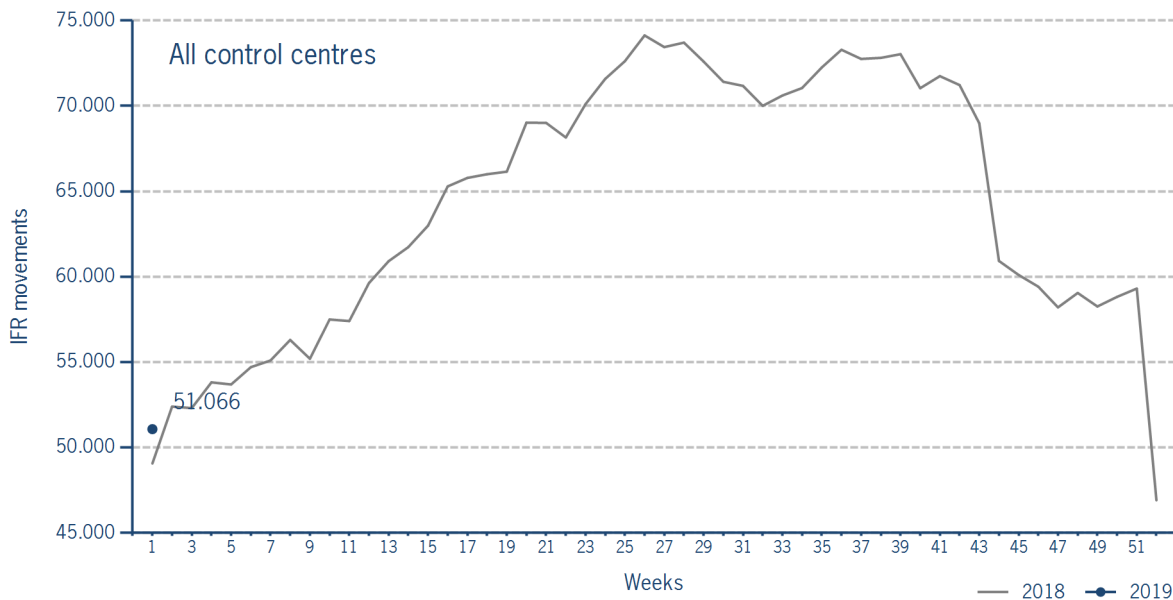
Version 21.01.2019

Please note: This report is based on comparisons between the first week of the current year (31 DEC 2018 - 6 JAN 2019) and the first week of the previous year (1 JAN 2018 - 7 JAN 2018).

IFR flights in the Federal Republic of Germany

IFR movements (entries, exits, overflights and domestics) in all control sectors with a German designator.

	2019	2018	Trend
Week 1	51.066	49.055	4,1%

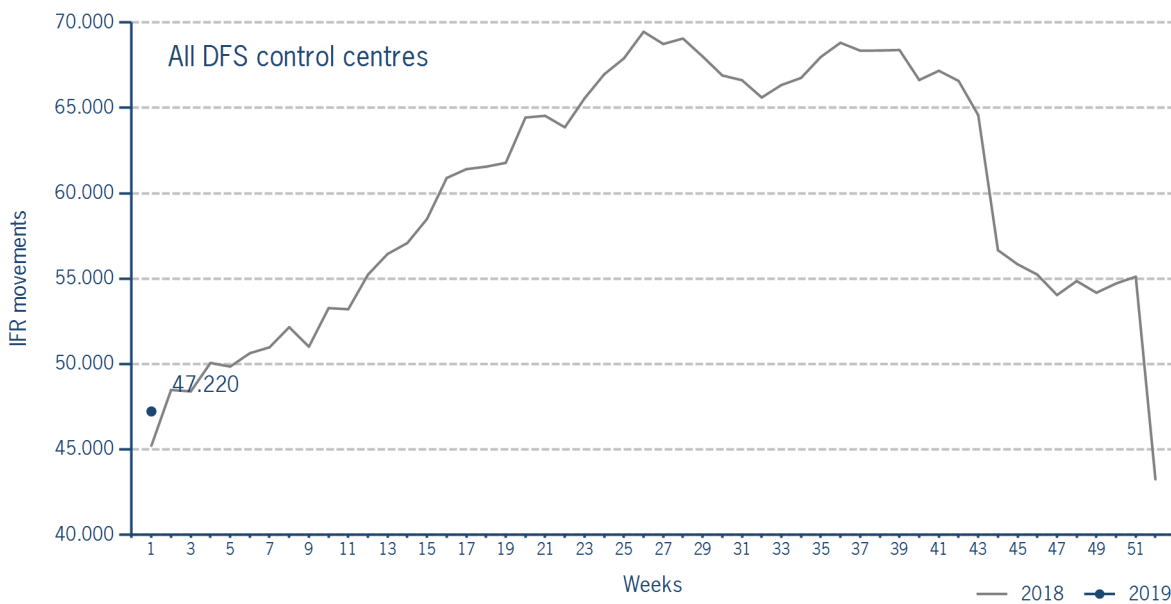


Please note: This count covers the traffic in the area build by all control sectors with a German designator („ED“), regardless of the service provider, including civil and military traffic in sectors controlled by DFS and Maastricht UAC (Maastricht-Hannover sectors). The area counted is composed of modular control sectors designed for ATC purposes with partly cross border structures and is therefore not identical to the political border of the Federal Republic of Germany or the national Flight Information Region (FIR).

IFR flights controlled by DFS

IFR movements (entries, exits, overflights and domestics) in control sectors controlled by DFS.

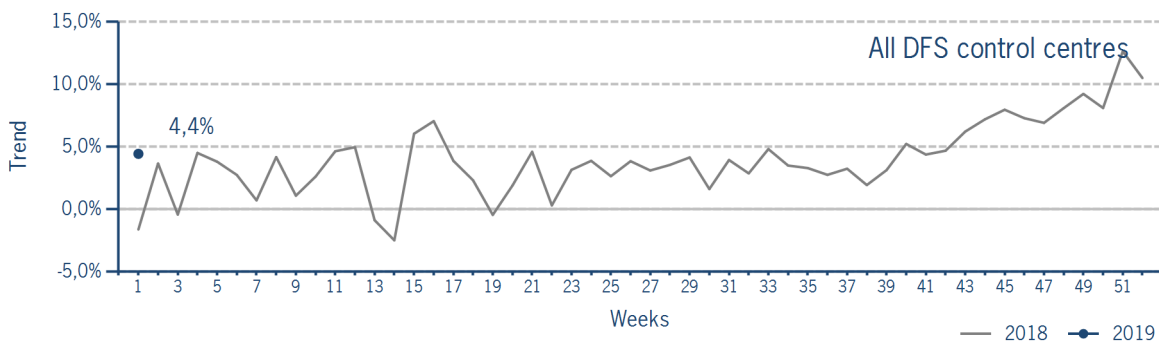
	2019	2018	Trend
Week 1	47.220	45.214	4,4%



Please note: This count covers the traffic in the area build by control sectors of DFS control centres, including civil and military traffic. Traffic in Maastricht UAC (Maastricht-Hannover sectors) is not counted.

IFR flights controlled by DFS - trend

Trend in the number of IFR movements (entries, exits, overflights and domestics) in control sectors controlled by DFS.

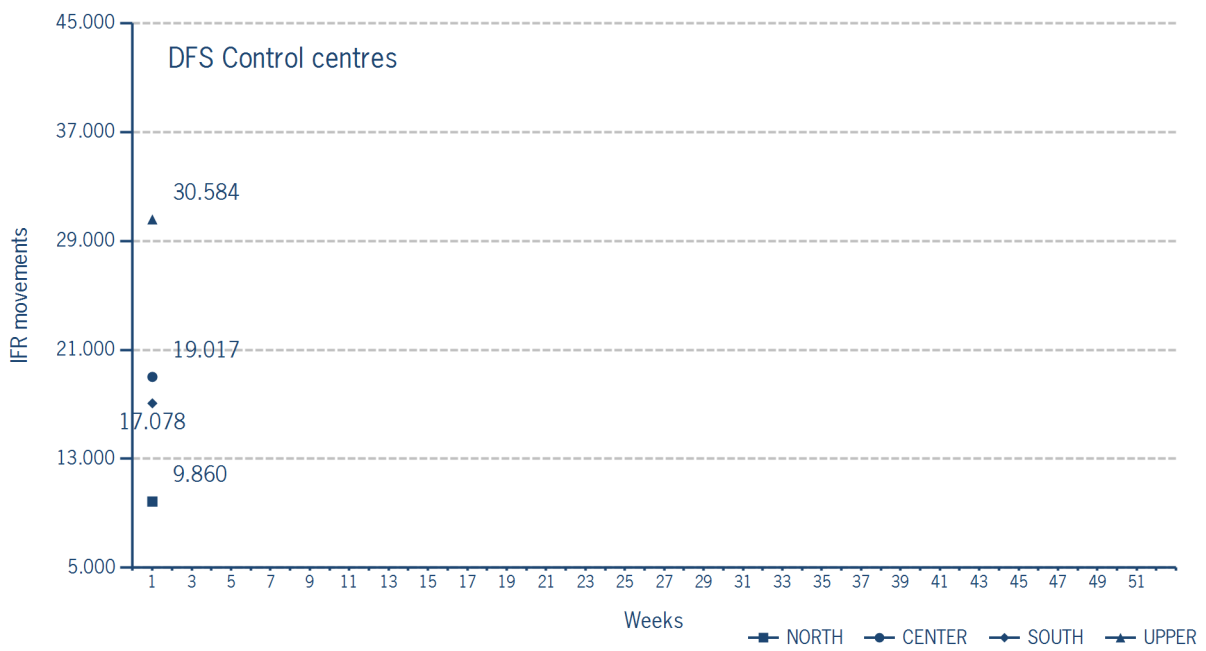


IFR flights controlled by DFS - in detail

IFR movements (entries, exits, overflights and domestics) controlled by DFS at the different control centres.

	NORTH	CENTER	SOUTH	UPPER
Week 1	9.860	19.017	17.078	30.584
Trend	15,3%	4,9%	3,8%	2,9%

Please note: The trend numbers compare counts of the airspaces in their current configuration to the count of the same airspace in 2018.



IFR flights at international German airports

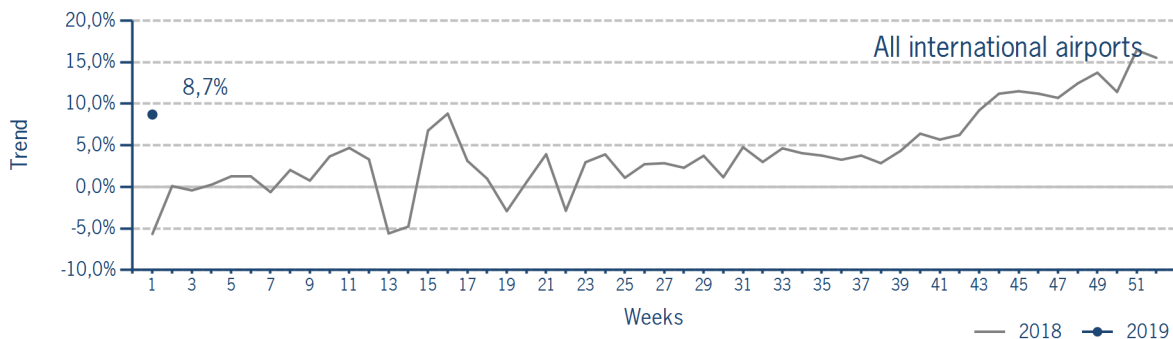
IFR events (take-offs and landings) at the international DFS towers in the Federal Republic of Germany.

	2019	2018	Trend
Week 1	31.549	29.021	8,7%



IFR flights at international German airports - trend

Trend in the number of IFR events (take-offs and landings) at the international DFS towers in the Federal Republic of Germany.



IFR flights at international German airports - airport category

IFR events (take-offs and landings) at the international DFS towers in the Federal Republic of Germany differentiated by Hub Gateways (HUB), International Access Airports 1 (IAA1) and International Access Airports 2 (IAA2).

	HUB	IAA1	IAA2
Week 1	17.166	13.426	957
Trend	5,2%	13,9%	4,4%

IFR flights at international German airports - in detail

IFR events (take-offs and landings) at the different international DFS towers in the Federal Republic of Germany.

	Week 1	Trend
--	--------	-------

HUB

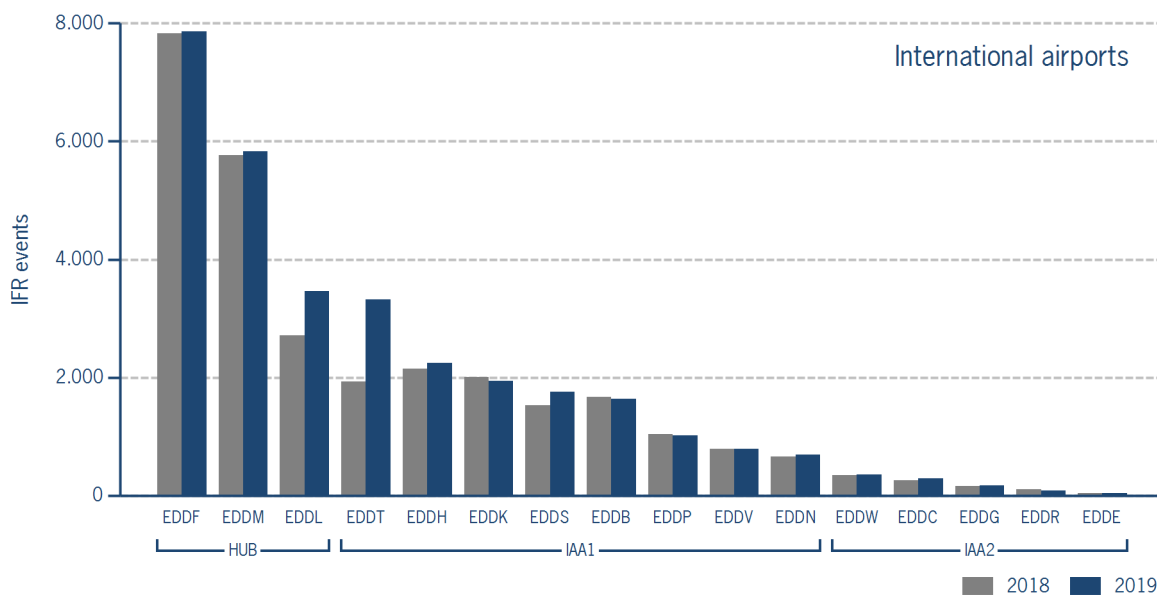
EDDF	Frankfurt/Main	7.863	0,5%
EDDL	Düsseldorf	3.467	27,6%
EDDM	München	5.836	1,2%

IAA1

EDDB	Berlin-Schönefeld	1.639	-1,9%
EDDH	Hamburg	2.249	4,9%
EDDK	Köln/Bonn	1.945	-3,1%
EDDN	Nürnberg	692	4,1%
EDDP	Leipzig/Halle	1.022	-2,2%
EDDS	Stuttgart	1.762	15,1%
EDDT	Berlin-Tegel	3.324	71,8%
EDDV	Hannover	793	0,0%

IAA2

EDDC	Dresden	294	11,8%
EDDE	Erfurt/Weimar	43	-8,5%
EDDG	Münster/Osnabrück	175	9,4%
EDDR	Saarbrücken	87	-14,7%
EDDW	Bremen	358	3,8%



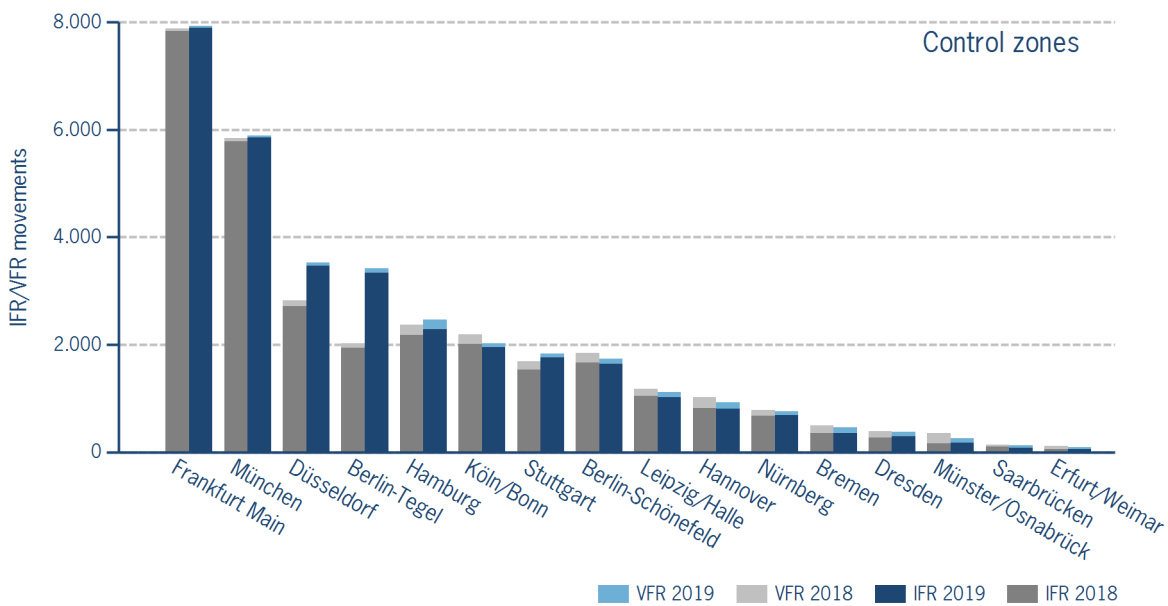
IFR/VFR flights in control zones of DFS towers

IFR/VFR movements (entries, exits, overflights and domestics) at the different control zones of international DFS towers.

	Week 1	Trend
Berlin-Schönefeld	1.742	-5,3%
Berlin-Tegel	3.420	68,6%
Bremen	459	-7,6%
Dresden	378	-1,3%
Düsseldorf	3.524	25,1%
Erfurt/Weimar	90	-19,6%
Frankfurt Main	7.933	0,6%
Hamburg	2.465	4,0%
Hannover	921	-9,4%
Köln/Bonn	2.020	-7,6%
Leipzig/Halle	1.120	-4,7%
München	5.889	0,8%
Münster/Osnabrück	259	-27,0%
Nürnberg	753	-4,1%
Saarbrücken	123	-12,1%
Stuttgart	1.828	8,1%

Additional information:

Münster reported no glider movements for the current week, i.e. no glider movements for the cumulated year.



IFR flights at regional German airports - in detail

IFR events (take-offs and landings) at the different regional towers in the Federal Republic of Germany with control zone and barely any PPR.

	2019	2018	Trend
Week 1	1.795	1.850	-3,0%

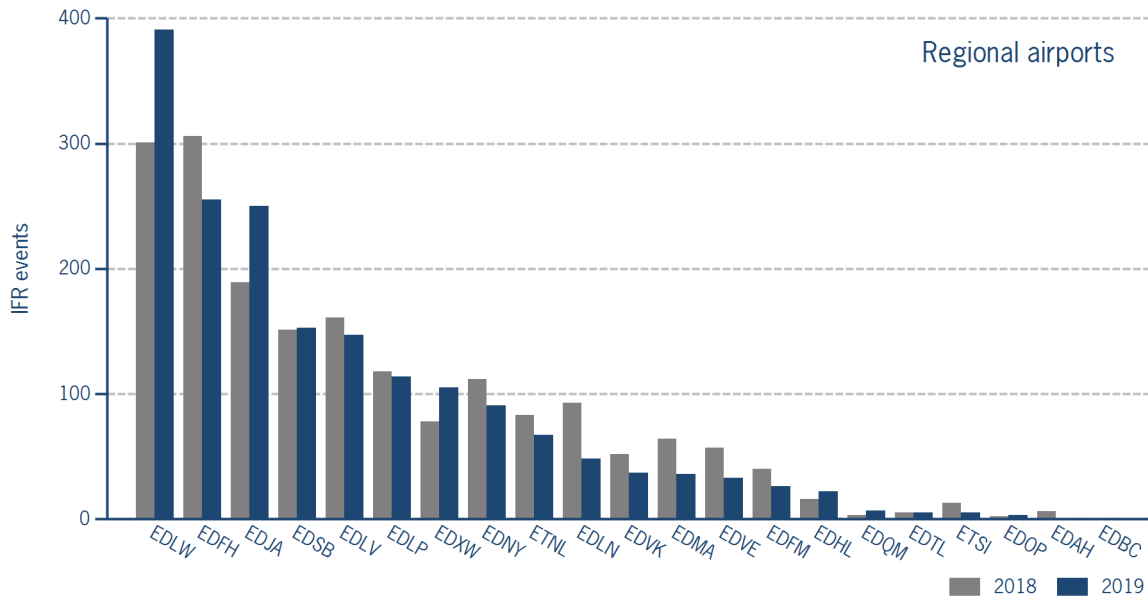
	Week 1	Trend
EDAH Heringsdorf	0	-100,0%
EDBC Magdeburg/Cochstedt	0	N/A
EDFH Frankfurt-Hahn	255	-16,7%
EDFM Mannheim City	26	-35,0%
EDHL Lübeck-Blankensee	22	37,5%
EDJA Memmingen	250	32,3%
EDLN Mönchengladbach	48	-48,4%
EDLP Paderborn/Lippstadt	114	-3,4%
EDLV Niederrhein	147	-8,7%
EDLW Dortmund	391	29,9%
EDMA Augsburg	36	-43,8%
EDNY Friedrichshafen	91	-18,8%
EDOP Schwerin-Parchim	3	50,0%
EDQM Hof-Plauen	7	133,3%
EDSB Karlsruhe/Baden-Baden	153	1,3%
EDTL Lahr	5	0,0%
EDVE Braunschweig-Wolfsburg	33	-42,1%
EDVK Kassel-Calden	37	-28,8%
EDXW Sylt	105	34,6%
ETNL Laage	67	-19,3%
ETSI Ingolstadt/Manching	5	-61,5%

*The value is of limited conclusiveness (OLC).

Please note: The airport Magdeburg-Cochstedt (EDBC) is currently closed.

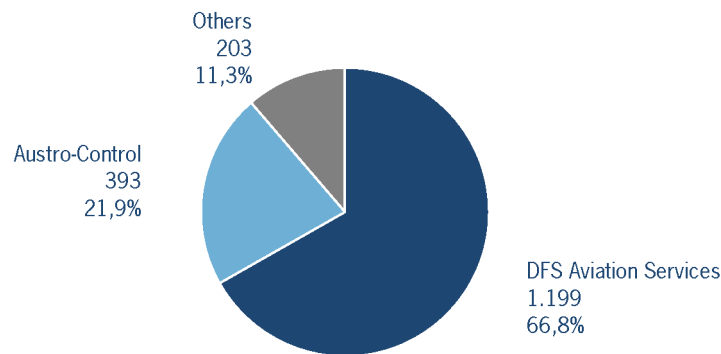
IFR flights at regional German airports - in detail

IFR events (take-offs and landings) at the different regional towers in the Federal Republic of Germany with control zone and barely any PPR.



IFR flights at regional German airports - air traffic service providers

Percentage of IFR events (take-offs and landings) at the regional towers in the Federal Republic of Germany differentiated between DFS Aviation Services, Austro Control and other providers.



- DFS Aviation Services: Dortmund (EDLW), Friedrichshafen (EDNY), Karlsruhe/Baden-Baden (EDSB), Lahr (EDTL), Magdeburg/Cochstedt (EDBC), Memmingen (EDJA), Mönchengladbach (EDLN), Niederrhein (EDLV), Paderborn/Lippstadt (EDLP)
- Austro Control: Augsburg (EDMA), Braunschweig-Wolfsburg (EDVE), Frankfurt-Hahn (EDFH), Heringsdorf (EDAH), Hof-Plauen (EDQM), Kassel-Calden (EDVK), Lübeck-Blankensee (EDHL), Schwerin-Parchim (EDOP)
- Others: Ingolstadt/Manching (ETSI), Laage (ETNL), Mannheim City (EDFM), Sylt (EDXW)

ATFM Arrival Delay

(Data Source: NM statistics, DFS LIZ)

ATFM Arrival Delay with reference to the relevant airport, in minutes per IFR arrival.

ATFM Arrival Delay:

sum of all arrival ATFM delay divided by the sum of all inbound flights for the particular traffic volume

Airports		ATC Delay [min/arrival]	non ATC Delay [min/arrival]
	All Airports	0,0045	0
EDDH	Hamburg	0,0630	0

Please note: The ATFM delay data are provided by NM statistics. Due to internal distribution of the ATFM delay, data are modified by CC/FC and TWR/M. The inbound flight information is based on LIZ statistics.

All Airports means all international German airports: Berlin-Schönefeld (EDDB), Berlin-Tegel (EDDT), Bremen (EDDW), Dresden (EDDC), Düsseldorf (EDDL), Erfurt/Weimar (EDDE), Frankfurt/Main (EDDF), Hamburg (EDDH), Hannover (EDDV), Köln/Bonn (EDDK), Leipzig/Halle (EDDP), München (EDDM), Münster/Osnabrück (EDDG), Nürnberg (EDDN), Saarbrücken (EDDR), Stuttgart (EDDS)