



# LIZ Annual Summary

2017

DFS Situation and Information Centre

Version 04.01.2018

## IFR flights in the Federal Republic of Germany

IFR movements (entries, exits, overflights and domestics) in all control sectors with a German designator.

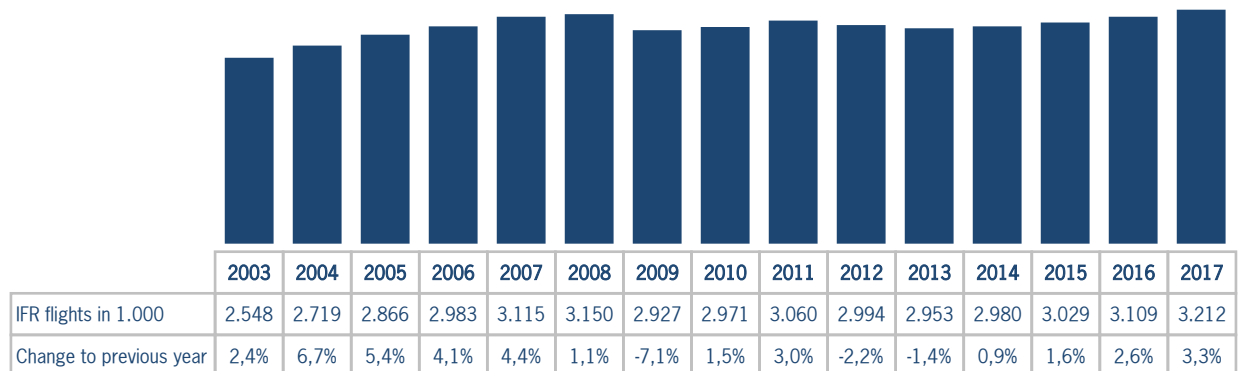
**Peak Day 23.06.2017 - 10.667 IFR flights**

	2017	2016	Trend
Civil flights	3.168.147	3.064.788	3,4%
Military flights	43.624	43.973	-0,8%
<b>Total</b>	<b>3.211.771</b>	<b>3.108.761</b>	<b>3,3%</b>

Please note: This count covers the traffic in the area build by all control sectors with a German designator („ED“), regardless of the service provider, including civil and military traffic in sectors controlled by DFS and Maastricht UAC (Maastricht-Hannover sectors). The area counted is composed of modular control sectors designed for ATC purposes with partly cross border structures and is therefore not identical to the political border of the Federal Republic of Germany or the national Flight Information Region (FIR).

## IFR flights in the Federal Republic of Germany - Development

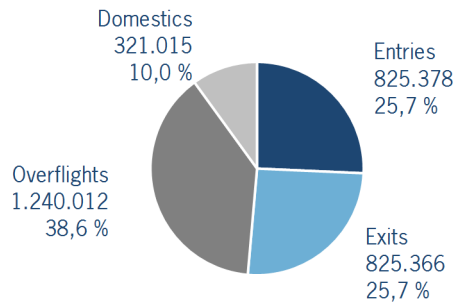
IFR movements (entries, exits, overflights and domestics) in all control sectors with a German designator for the last 15 years.



Please note: This count covers the traffic in the area build by all control sectors with a German designator („ED“), regardless of the service provider, including civil and military traffic in sectors controlled by DFS and Maastricht UAC (Maastricht-Hannover sectors). The area counted is composed of modular control sectors designed for ATC purposes with partly cross border structures and is therefore not identical to the political border of the Federal Republic of Germany or the national Flight Information Region (FIR).

### IFR flights in the Federal Republic of Germany - percentage

IFR movements (entries, exits, overflights and domestics) in all control centres.



Please note: This count covers the traffic in the area build by all control sectors with a German designator („ED“), regardless of the service provider, including civil and military traffic in sectors controlled by DFS and Maastricht UAC (Maastricht-Hannover sectors). The area counted is composed of modular control sectors designed for ATC purposes with partly cross border structures and is therefore not identical to the political border of the Federal Republic of Germany or the national Flight Information Region (FIR).

### IFR flights controlled by DFS

IFR movements (entries, exits, overflights and domestics) in control sectors controlled by DFS.

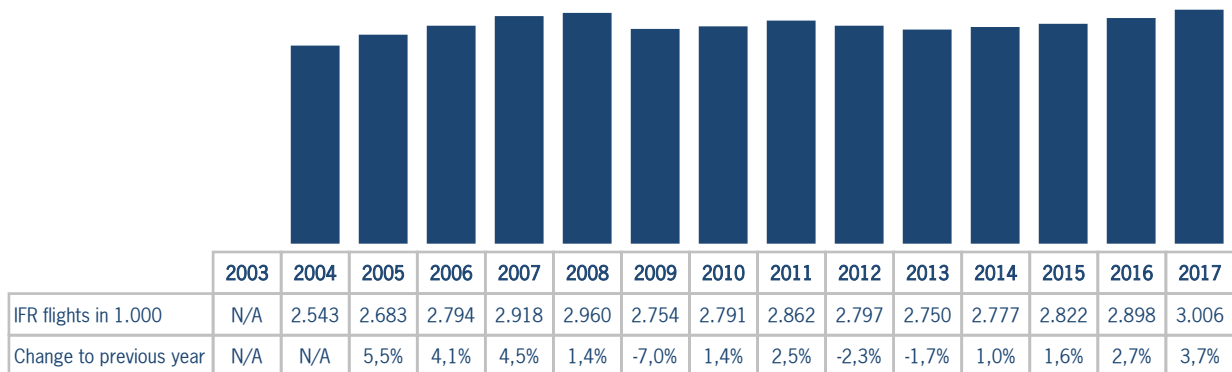
#### Peak Day 07.09.2017 - 9.980 IFR flights

	2017	2016	Trend
<b>Civil flights</b>	2.962.246	2.854.480	3,8%
<b>Military flights</b>	43.561	43.414	0,3%
<b>Total</b>	3.005.807	2.897.894	3,7%

Please note: This count covers the traffic in the area build by control sectors of DFS control centres, including civil and military traffic. Traffic in Maastricht UAC (Maastricht-Hannover sectors) is not counted.

### IFR flights controlled by DFS - Development

IFR movements (entries, exits, overflights and domestics) in control sectors controlled by DFS for the last 15 years.



Please note: This count covers the traffic in the area build by control sectors of DFS control centres, including civil and military traffic. Traffic in Maastricht UAC (Maastricht-Hannover sectors) is not counted.

Please note: The statistics until 2015 are preliminary.

### IFR flights controlled by DFS - in detail

IFR movements (entries, exits, overflights and domestics) controlled by DFS at the different control centres.

	2017	2016	Trend
<b>NORTH</b>	660.773	661.457	-0,1%
<b>CENTER</b>	1.267.977	1.230.172	3,1%
<b>SOUTH</b>	1.120.935	1.082.794	3,5%
<b>UPPER</b>	1.844.673	1.778.504	3,7%

Please note: The trend numbers compare counts of the airspaces in their current configuration to the count of the same airspace in 2016.

### IFR flights at international and regional German airports

IFR events (take-offs and landings) at the international DFS towers and the regional towers with control zone and barely any PPR in the Federal Republic of Germany.

	2017	2016	Trend
<b>International Airports</b>	2.048.141	2.016.460	1,6%
<b>Regional Airports</b>	161.147	156.739	2,8%
<b>Total</b>	2.209.288	2.173.199	1,7%

Please note: The airport Magdeburg-Cochstedt (EDBC) was temporary closed.

### VFR flights at international German airports

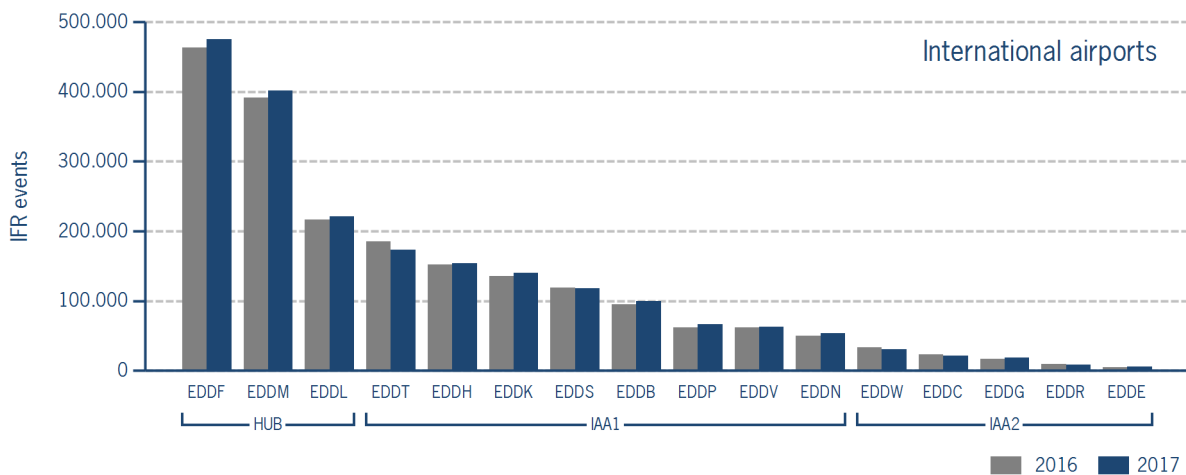
VFR events (take-offs, landings and low approach/touch'n go) at the international DFS towers in the Federal Republic of Germany.

	2017	2016	Trend
<b>International Airports</b>	92.966	93.478	-0,5%

**IFR flights at international German airports - in detail**

IFR events (take-offs and landings) and the peak day at the international DFS towers in the Federal Republic of Germany differentiated by Hub Gateways (HUB), International Access Airports 1 (IAA1) and International Access Airports 2 (IAA2).

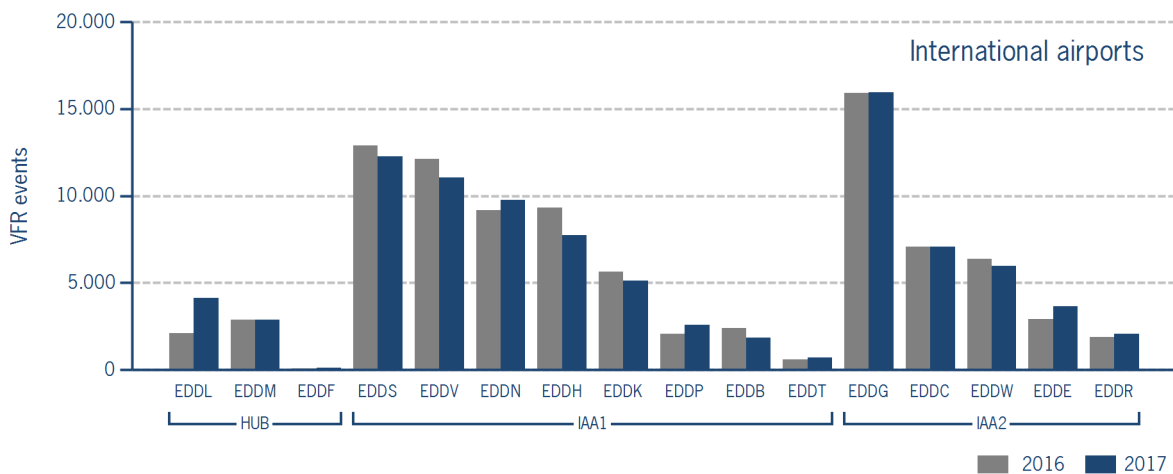
		2017	2016	Trend	Peak Day	Peak Count
<b>HUB</b>						
EDDF	Frankfurt/Main	475.365	462.742	2,7%	13.09.	1.526
EDDL	Düsseldorf	220.904	216.875	1,9%	26.06.	752
EDDM	München	401.728	391.521	2,6%	02.06.	1.305
<b>IAA1</b>						
EDDB	Berlin-Schönefeld	99.870	94.886	5,3%	23.06.	365
EDDH	Hamburg	153.931	151.785	1,4%	23.06.	545
EDDK	Köln/Bonn	139.760	135.391	3,2%	15.09.	522
EDDN	Nürnberg	53.074	49.495	7,2%	11.10.	207
EDDP	Leipzig/Halle	65.963	61.488	7,3%	25.10.	273
EDDS	Stuttgart	117.939	118.918	-0,8%	06.09.	440
EDDT	Berlin-Tegel	173.045	184.974	-6,4%	13.07.	617
EDDV	Hannover	62.401	61.797	1,0%	20.09.	263
<b>IAA2</b>						
EDDC	Dresden	21.450	22.727	-5,6%	10.03.	112
EDDE	Erfurt/Weimar	5.455	4.907	11,2%	29.06.	35
EDDG	Münster/Osnabrück	18.223	16.808	8,4%	31.05.	90
EDDR	Saarbrücken	8.787	9.285	-5,4%	03.07.	43
EDDW	Bremen	30.246	32.861	-8,0%	12.10.	128



VFR flights at international German airports - in detail

VFR events (take-offs, landings and low approach/touch'n go) at the different international DFS towers in the Federal Republic of Germany differentiated by Hub Gateways (HUB), International Access Airports 1 (IAA1) and International Access Airports 2 (IAA2).

		2017	2016	Trend
<b>HUB</b>				
EDDF	Frankfurt/Main	116	96	20,8%
EDDL	Düsseldorf	4.141	2.102	97,0%
EDDM	München	2.873	2.895	-0,8%
<b>IAA1</b>				
EDDB	Berlin-Schönefeld	1.860	2.400	-22,5%
EDDH	Hamburg	7.722	9.335	-17,3%
EDDK	Köln/Bonn	5.118	5.650	-9,4%
EDDN	Nürnberg	9.774	9.170	6,6%
EDDP	Leipzig/Halle	2.581	2.058	25,4%
EDDS	Stuttgart	12.252	12.906	-5,1%
EDDT	Berlin-Tegel	717	582	23,2%
EDDV	Hannover	11.069	12.118	-8,7%
<b>IAA2</b>				
EDDC	Dresden	7.087	7.059	0,4%
EDDE	Erfurt/Weimar	3.648	2.925	24,7%
EDDG	Münster/Osnabrück	15.953	15.924	0,2%
EDDR	Saarbrücken	2.076	1.876	10,7%
EDDW	Bremen	5.979	6.382	-6,3%

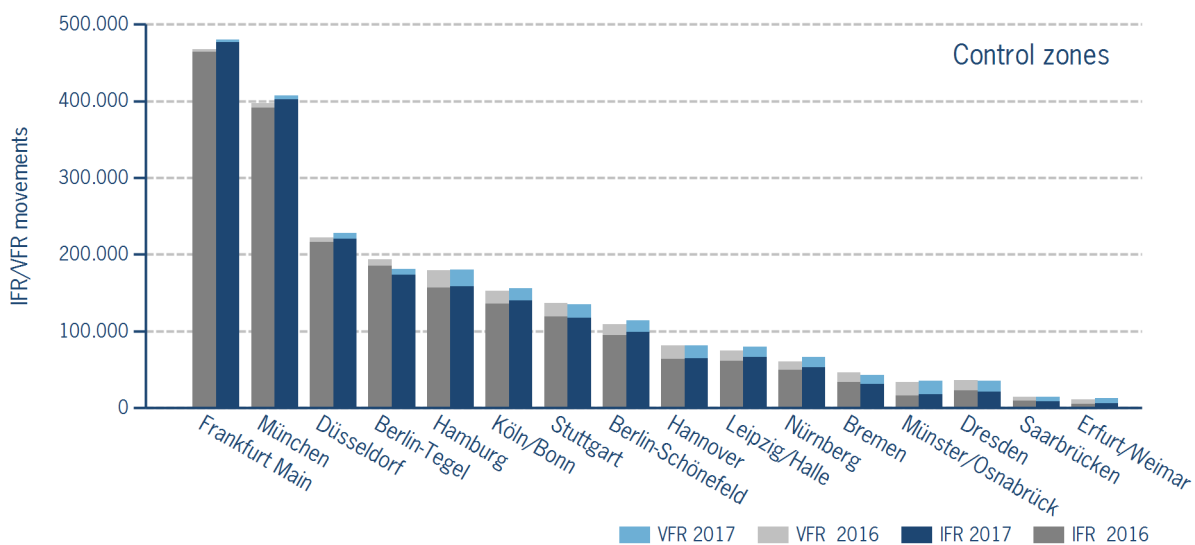


**IFR/VFR flights in control zones of DFS towers**

IFR/VFR movements (entries, exits, overflights and domestics) at the different control zones of international DFS towers.

	2017	2016	Trend
Berlin-Schönefeld	113.783	109.247	4,2%
Berlin-Tegel	181.568	193.644	-6,2%
Bremen	43.231	46.345	-6,7%
Dresden	35.101	36.029	-2,6%
Düsseldorf	228.383	221.824	3,0%
Erfurt/Weimar	13.049	11.551	13,0%
Frankfurt Main	480.411	467.181	2,8%
Hamburg	180.537	179.627	0,5%
Hannover	81.780	81.610	0,2%
Köln/Bonn	156.273	152.370	2,6%
Leipzig/Halle	79.979	74.695	7,1%
München	407.172	396.990	2,6%
Münster/Osnabrück	35.674	33.644	6,0%
Nürnberg	66.458	60.539	9,8%
Saarbrücken	14.471	14.452	0,1%
Stuttgart	135.214	137.058	-1,3%

Additional information:  
Münster reported 2.588 glider movements for the current year.



## IFR flights at regional German airports - in detail

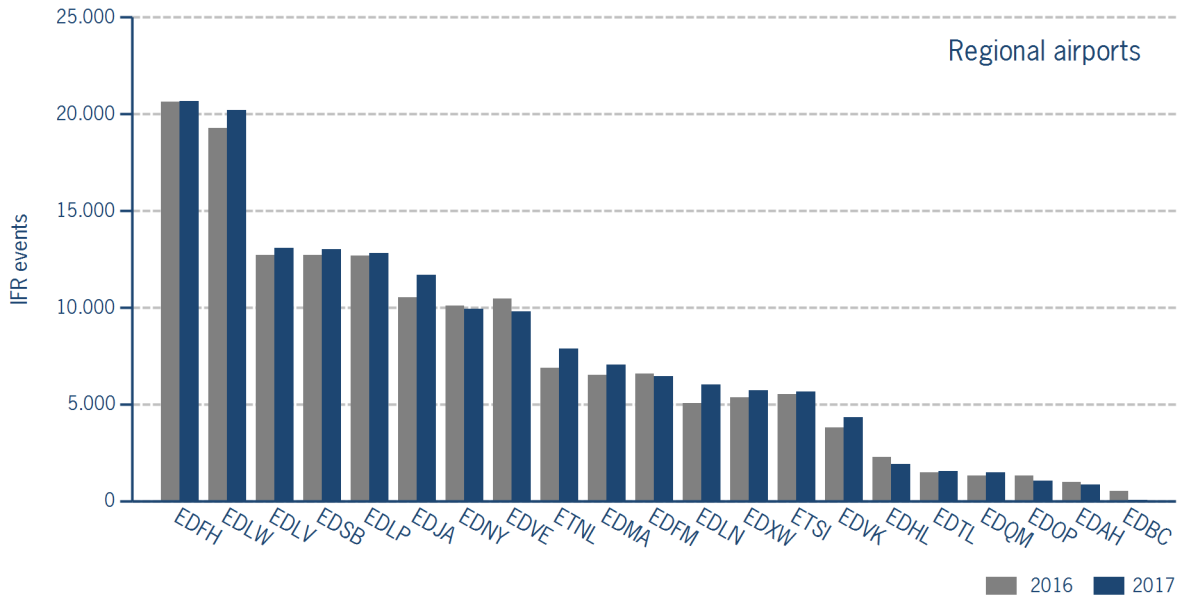
IFR events (take-offs and landings) at the different regional towers in the Federal Republic of Germany with control zone and barely any PPR.

		2017	2016	Trend
EDAH	Heringsdorf	838	982	-14,7%
EDBC	Magdeburg/Cochstedt	5	518	-99,0%
EDFH	Frankfurt-Hahn	20.662	20.634	0,1%
EDFM	Mannheim City	6.460	6.591	-2,0%
EDHL	Lübeck-Blankensee	1.922	2.284	-15,8%
EDJA	Memmingen	11.681	10.541	10,8%
EDLN	Mönchengladbach	6.025	5.072	18,8%
EDLP	Paderborn/Lippstadt	12.805	12.666	1,1%
EDLV	Niederrhein	13.066	12.714	2,8%
EDLW	Dortmund	20.220	19.262	5,0%
EDMA	Augsburg	7.049	6.516	8,2%
EDNY	Friedrichshafen	9.919	10.109	-1,9%
EDOP	Schwerin-Parchim	1.056	1.320	-20,0%
EDQM	Hof-Plauen	1.488	1.313	13,3%
EDSB	Karlsruhe/Baden-Baden	13.016	12.707	2,4%
EDTL	Lahr	1.543	1.493	3,3%
EDVE	Braunschweig-Wolfsburg	9.784	10.471	-6,6%
EDVK	Kassel-Calden	4.342	3.792	14,5%
EDXW	Sylt	5.717	5.359	6,7%
ETNL	Laage	7.880	6.866	14,8%
ETSI	Ingolstadt/Manching	5.669	5.529	2,5%

\*The value is of limited conclusiveness (OLC).

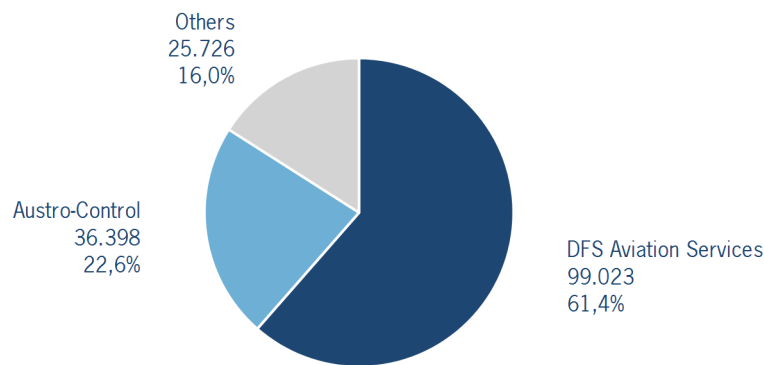
### IFR flights at regional German airports - in detail

IFR events (take-offs and landings) at the different regional towers in the Federal Republic of Germany with control zone and barely any PPR.



### IFR flights at regional German airports - air traffic service providers

IFR events (take-offs and landings) at the regional towers in the Federal Republic of Germany differentiated between DFS Aviation Services, Austro Control and other providers.



DFS Aviation Services: Dortmund (EDLW), Frankfurt-Hahn (EDFH), Karlsruhe/Baden-Baden (EDSB), Lahr (EDTL), Magdeburg/Cochstedt (EDBC), Memmingen (EDJA), Mönchengladbach (EDLN), Niederrhein (EDLV), Paderborn/Lippstadt (EDLP)

Austro Control: Augsburg (EDMA), Braunschweig-Wolfsburg (EDVE), Friedrichshafen (EDNY), Heringsdorf (EDAH), Hof-Plauen (EDQM), Kassel-Calden (EDVK), Lübeck-Blankensee (EDHL), Schwerin-Parchim (EDOP)

Others: Ingolstadt/Manching (ETSI), Laage (ETNL), Mannheim City (EDFM), Sylt (EDXW)