



LIZ Annual Summary

2016

DFS Situation and Information Centre

Version 03.01.2017

IFR flights in the Federal Republic of Germany

IFR movements (entries, exits, overflights and domestics) in all control centres.

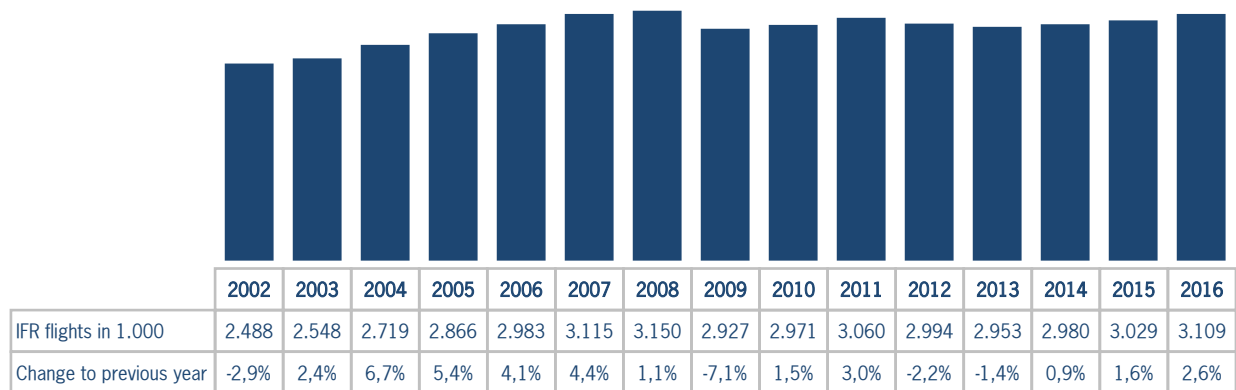
Peak Day 15.09.2016 - 10.393 IFR flights

	2016	2015	Trend
Civil flights	3.064.788	2.983.398	2,7%
Military flights	43.973	45.668	-3,7%
Total	3.108.761	3.029.066	2,6%

Please note: All control centres means including the Maastricht-Hannover sectors.

IFR flights in the Federal Republic of Germany - Development

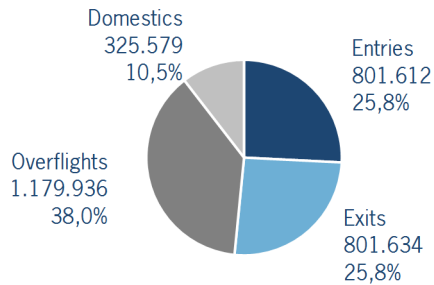
IFR movements (entries, exits, overflights and domestics) in all control centres for the last 15 years.



Please note: All control centres means including the Maastricht-Hannover sectors.

IFR flights in the Federal Republic of Germany - percentage

IFR movements (entries, exits, overflights and domestics) in all control centres.



Please note: All control centres means including the Maastricht-Hannover sectors.

IFR flights in the Federal Republic of Germany - in detail

IFR movements (entries, exits, overflights and domestics) controlled by DFS at the different control centres.

	2016	2015	Trend
NORTH	661.457	638.525	3,6%
CENTER	1.230.172	1.223.877	0,5%
SOUTH	1.082.794	1.062.057	2,0%
UPPER	1.785.224	1.714.544	4,1%

Please note: For the control centre Upper only the military flights are counted in Maastricht-Hannover sectors. The trend numbers compare counts of the airspace in their current configuration to the count of the same airspace in 2015.

IFR flights at the international and regional German airports

IFR events (take-offs and landings) at the international DFS towers and the regional towers with control zone and barely any PPR in the Federal Republic of Germany.

	2016	2015	Trend
International Airports	2.016.460	1.971.608	2,3%
Regional Airports	156.739	171.096	-8,4%
Total	2.173.199	2.142.704	1,4%

Please note: The airport Magdeburg-Cochstedt (EDBC) was temporary closed.

VFR flights at the international German airports

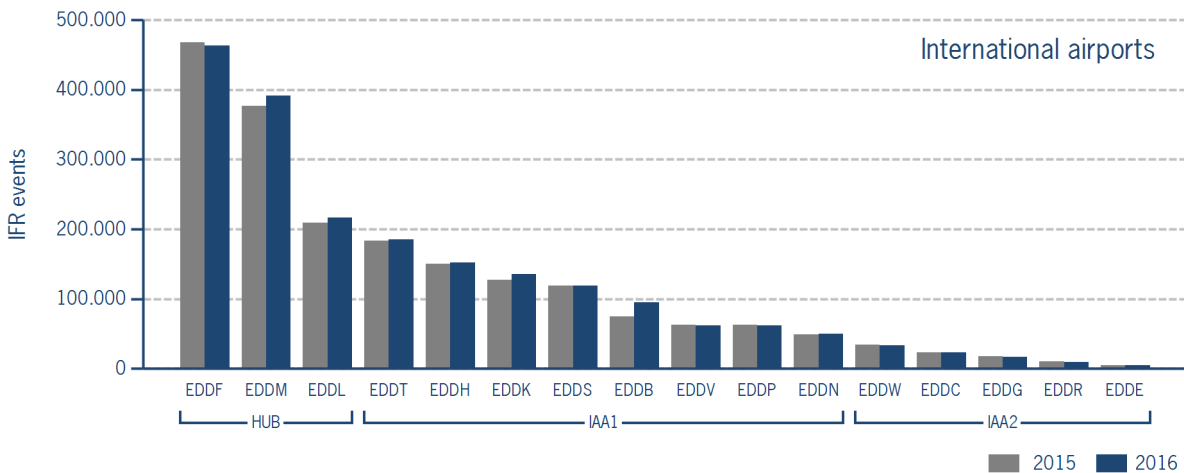
VFR events (take-offs, landings and low approach/touch'n go) at the international DFS towers in the Federal Republic of Germany.

	2016	2015	Trend
International Airports	93.478	96.539	-3,2%

IFR flights at the international German airports - in detail

IFR events (take-offs and landings) and the peak day at the international DFS towers in the Federal Republic of Germany differentiated by Hub Gateways (HUB), International Access Airports 1 (IAA1) and International Access Airports 2 (IAA2).

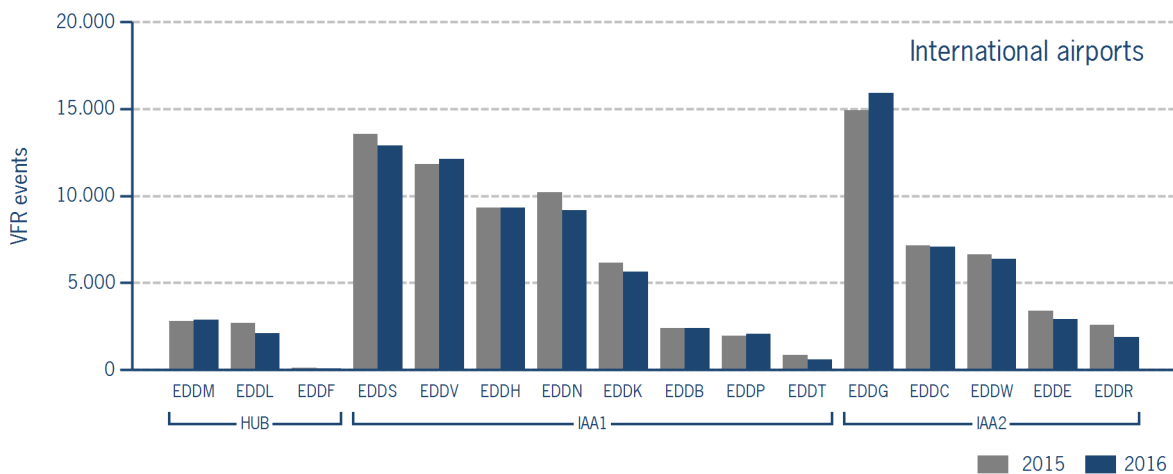
		2016	2015	Trend	Peak Day	Peak Count
HUB						
EDDF	Frankfurt/Main	462.742	468.027	-1,1%	23.09.	1.435
EDDL	Düsseldorf	216.875	209.361	3,6%	14.09.	750
EDDM	München	391.521	377.082	3,8%	30.09.	1.297
IAA1						
EDDB	Berlin-Schönefeld	94.886	74.355	27,6%	09.06.	359
EDDH	Hamburg	151.785	149.939	1,2%	09.09.	543
EDDK	Köln/Bonn	135.391	127.356	6,3%	22.09.	485
EDDN	Nürnberg	49.495	48.665	1,7%	07.10.	193
EDDP	Leipzig/Halle	61.488	62.417	-1,5%	29.06.	240
EDDS	Stuttgart	118.918	118.931	0,0%	22.09.	450
EDDT	Berlin-Tegel	184.974	183.696	0,7%	16.09.	620
EDDV	Hannover	61.797	62.320	-0,8%	21.09.	250
IAA2						
EDDC	Dresden	22.727	22.823	-0,4%	09.06.	115
EDDE	Erfurt/Weimar	4.907	4.869	0,8%	11.05.	36
EDDG	Münster/Osnabrück	16.808	17.611	-4,6%	29.06.	84
EDDR	Saarbrücken	9.285	9.945	-6,6%	17.11.	45
EDDW	Bremen	32.861	34.211	-3,9%	27.09.	129



VFR flights at the international German airports - in detail

VFR events (take-offs, landings and low approach/touch'n go) at the different international DFS towers in the Federal Republic of Germany differentiated by Hub Gateways (HUB), International Access Airports 1 (IAA1) and International Access Airports 2 (IAA2).

		2016	2015	Trend
HUB				
EDDF	Frankfurt/Main	96	111	-13,5%
EDDL	Düsseldorf	2.102	2.694	-22,0%
EDDM	München	2.895	2.808	3,1%
IAA1				
EDDB	Berlin-Schönefeld	2.400	2.399	0,0%
EDDH	Hamburg	9.335	9.327	0,1%
EDDK	Köln/Bonn	5.650	6.141	-8,0%
EDDN	Nürnberg	9.170	10.210	-10,2%
EDDP	Leipzig/Halle	2.058	1.952	5,4%
EDDS	Stuttgart	12.906	13.546	-4,7%
EDDT	Berlin-Tegel	582	841	-30,8%
EDDV	Hannover	12.118	11.836	2,4%
IAA2				
EDDC	Dresden	7.059	7.164	-1,5%
EDDE	Erfurt/Weimar	2.925	3.399	-13,9%
EDDG	Münster/Osnabrück	15.924	14.912	6,8%
EDDR	Saarbrücken	1.876	2.569	-27,0%
EDDW	Bremen	6.382	6.630	-3,7%

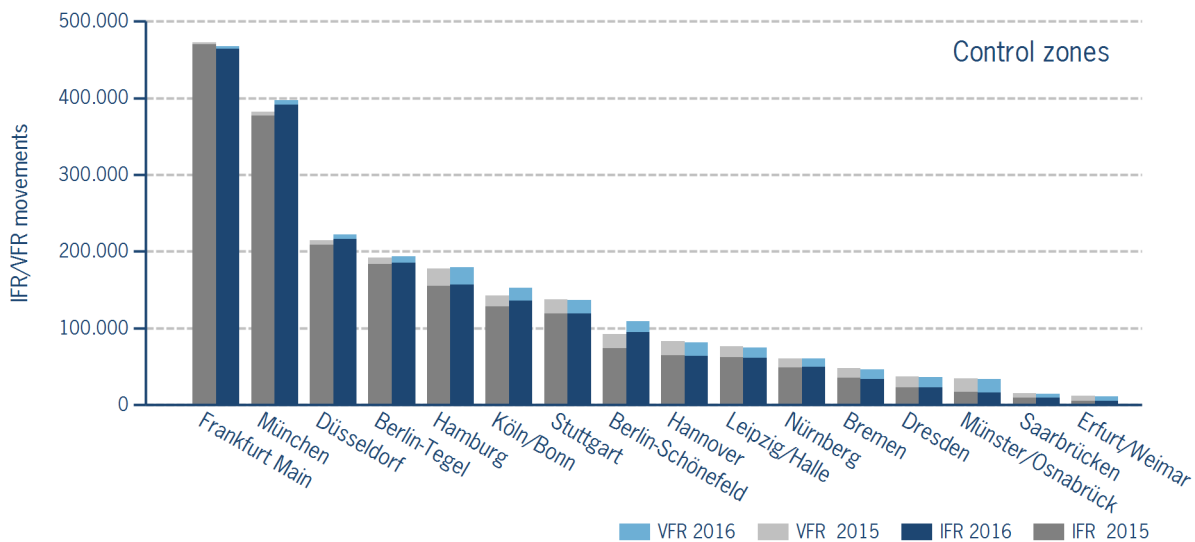


IFR/VFR flights in control zones of DFS towers

IFR/VFR movements (entries, exits, overflights and domestics) at the different control zones of international DFS towers.

	2016	2015	Trend
Berlin-Schönefeld	109.247	92.615	18,0%
Berlin-Tegel	193.644	192.381	0,7%
Bremen	46.345	48.161	-3,8%
Dresden	36.029	37.221	-3,2%
Düsseldorf	221.824	214.601	3,4%
Erfurt/Weimar	11.551	12.071	-4,3%
Frankfurt Main	467.181	472.659	-1,2%
Hamburg	179.627	177.517	1,2%
Hannover	81.610	83.054	-1,7%
Köln/Bonn	152.370	142.906	6,6%
Leipzig/Halle	74.695	76.648	-2,5%
München	396.990	382.537	3,8%
Münster/Osnabrück	33.644	34.887	-3,6%
Nürnberg	60.539	60.296	0,4%
Saarbrücken	14.452	15.476	-6,6%
Stuttgart	137.058	137.601	-0,4%

Additional information:
Münster reported 2.314 glider movements for the current year.



IFR flights at the regional German airports - in detail

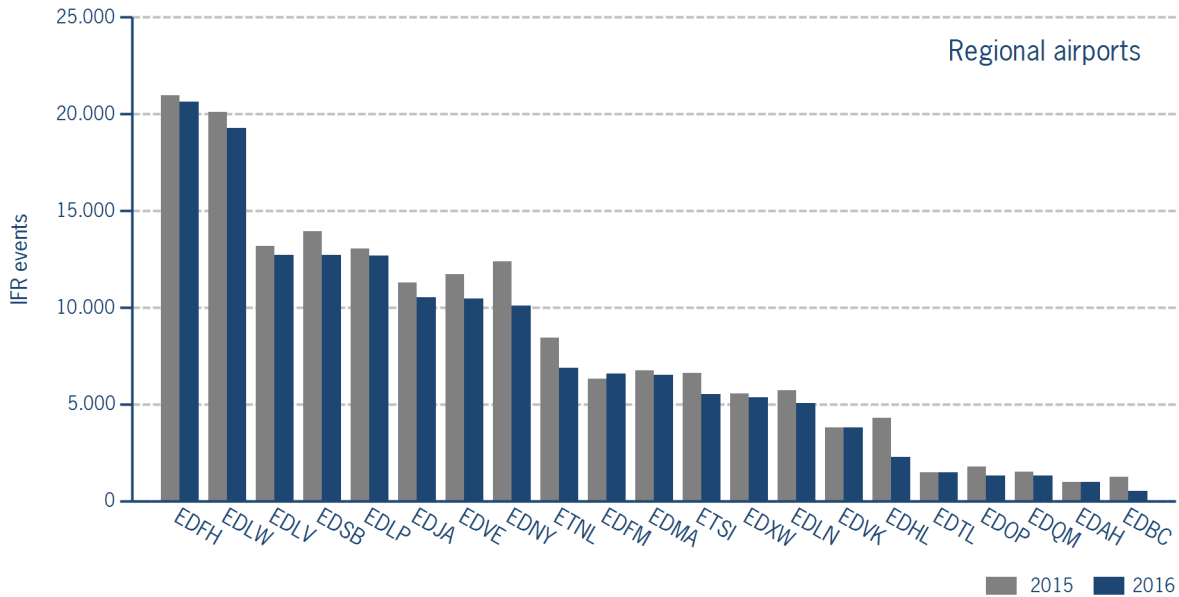
IFR events (take-offs and landings) at the different regional towers in the Federal Republic of Germany with control zone and barely any PPR.

		2016	2015	Trend
EDAH	Heringsdorf	982	984	-0,2%
EDBC	Magdeburg/Cochstedt	518	1.246	-58,4%
EDFH	Frankfurt-Hahn	20.634	20.957	-1,5%
EDFM	Mannheim City	6.591	6.309	4,5%
EDHL	Lübeck-Blankensee	2.284	4.310	-47,0%
EDJA	Memmingen	10.541	11.298	-6,7%
EDLN	Mönchengladbach	5.072	5.726	-11,4%
EDLP	Paderborn/Lippstadt	12.666	13.048	-2,9%
EDLV	Niederrhein	12.714	13.187	-3,6%
EDLW	Dortmund	19.262	20.114	-4,2%
EDMA	Augsburg	6.516	6.732	-3,2%
EDNY	Friedrichshafen	10.109	12.393	-18,4%
EDOP	Schwerin-Parchim	1.320	1.768	-25,3%
EDQM	Hof-Plauen	1.313	1.515	-13,3%
EDSB	Karlsruhe/Baden-Baden	12.707	13.930	-8,8%
EDTL	Lahr	1.493	1.461	2,2%
EDVE	Braunschweig-Wolfsburg	10.471	11.727	-10,7%
EDVK	Kassel-Calden	3.792	3.788	0,1%
EDXW	Sylt	5.359	5.553	-3,5%
ETNL	Laage	6.866	8.449	-18,7%
ETSI	Ingolstadt/Manching	5.529	6.601	-16,2%

*The value is of limited conclusiveness (OLC).

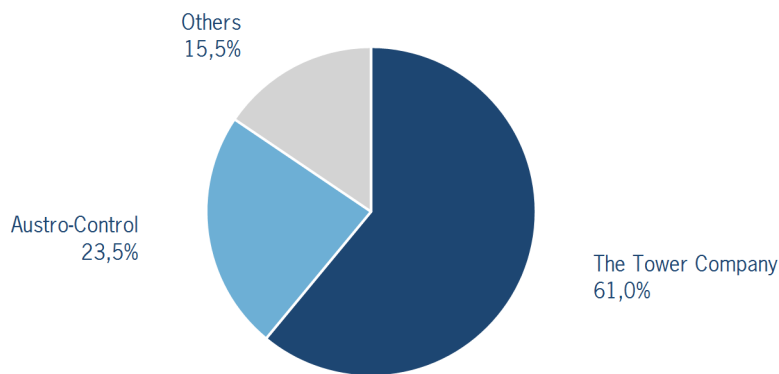
IFR flights at the regional German airports - in detail

IFR events (take-offs and landings) at the different regional towers in the Federal Republic of Germany with control zone and barely any PPR.



IFR flights at the regional German airports - air traffic service providers

IFR events (take-offs and landings) at the regional towers in the Federal Republic of Germany differentiated between The Tower Company, Austro Control and other providers.



The Tower Company: Dortmund (EDLW), Frankfurt-Hahn (EDFH), Karlsruhe/Baden-Baden (EDSB), Lahr (EDTL), Magdeburg/Cochstedt (EDBC), Memmingen (EDJA), Mönchengladbach (EDLN), Niederrhein (EDLV), Paderborn/Lippstadt (EDLP)

Austro Control: Augsburg (EDMA), Braunschweig-Wolfsburg (EDVE), Friedrichshafen (EDNY), Heringsdorf (EDAH), Hof-Plauen (EDQM), Kassel-Calden (EDVK), Lübeck-Blankensee (EDHL), Schwerin-Parchim (EDOP)

Others: Ingolstadt/Manching (ETSI), Laage (ETNL), Mannheim City (EDFM), Sylt (EDXW)