



LIZ

Situation and Information Centre

Annual ATFM delay report

2018

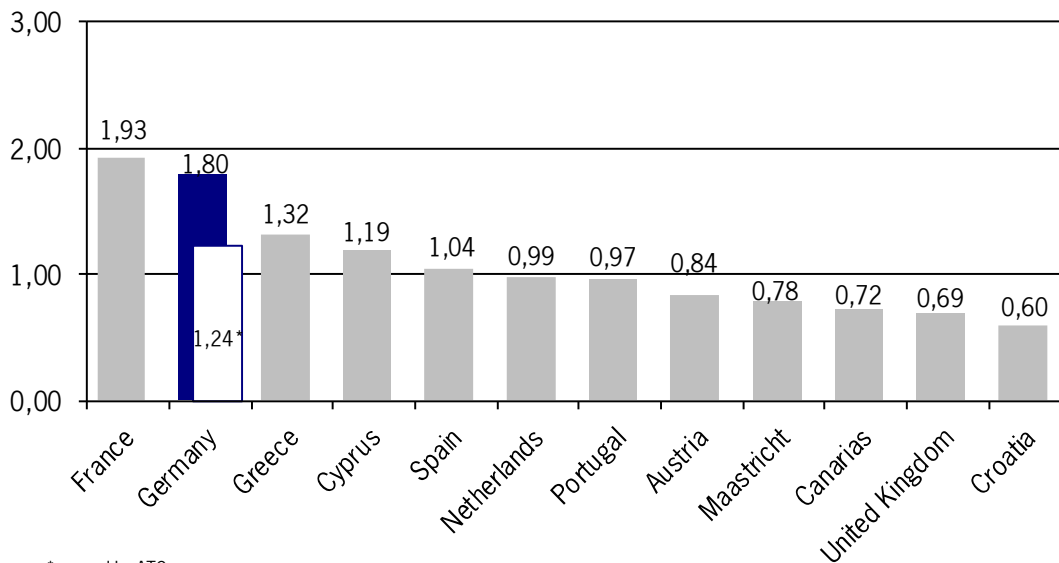
Air Traffic Flow Management Delay (ATFM) ATFM measures in Europe (Data Source: CFMU statistics)

	2018		2017		Trend 18/17
Total Flights	11.012.030		10.605.946		3,8%
Regulated Flights	2.400.442	21,8%	1.641.471	15,5%	46,2%
Delayed Flights	1.382.551	12,6%	891.479	8,4%	55,1%

Total Flights Number of flight plans having been activated in the EUROCONTROL CFMU TACT-System.
Regulated Flights Number of flights / percentage of flights with SLOT allocation (with & without delay).
Delayed Flight Number of flights / percentage of flights subject to delays due to ATFM measures.
Trend Column The percentages show the changes compared to the corresponding period last year.

ATFM-Delay per flight (Data Source: CFMU statistics)

Average ATFM delay per flight in minutes attributable to national FMPs.



* caused by ATC
(source: DFS CC/FC, based on FMP reports)

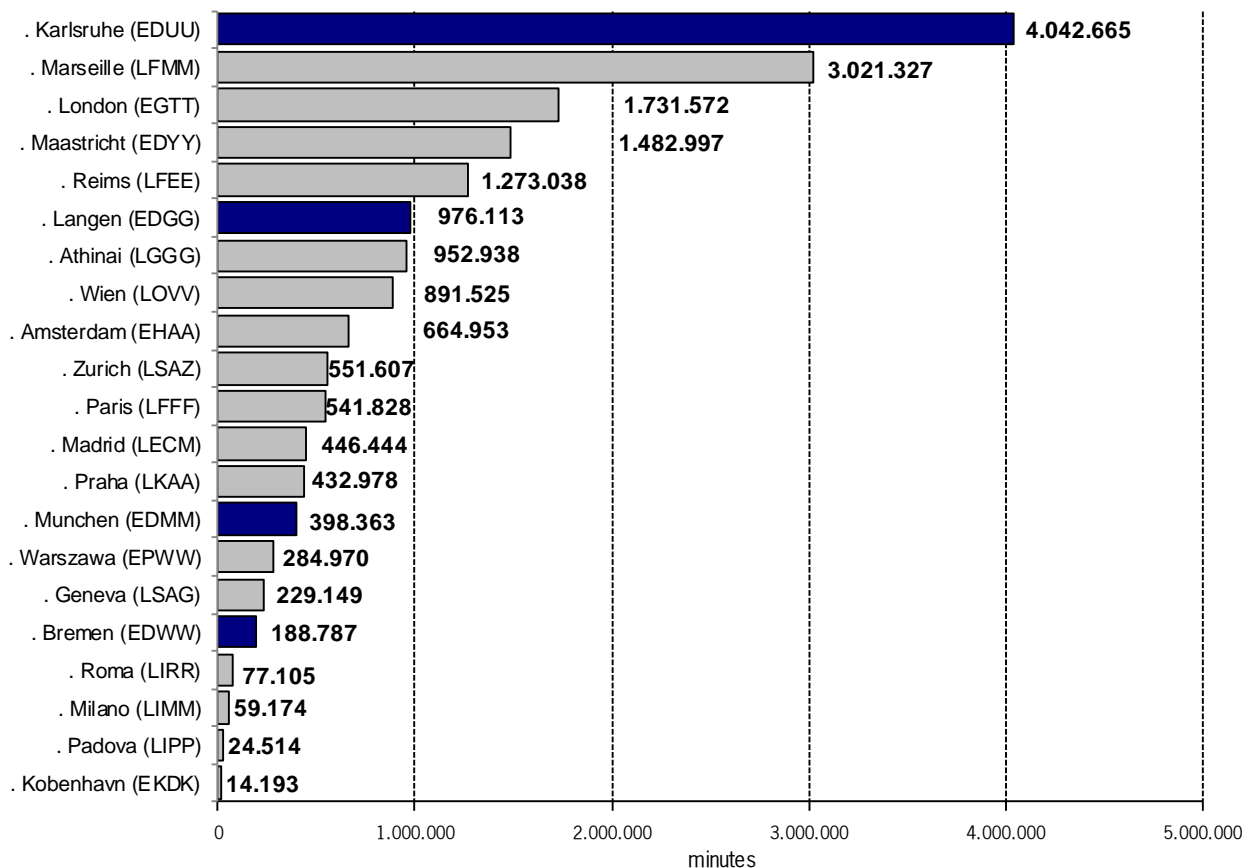
ATFM Delay as a result of ATFM measures

(Data Source: CFMU statistics)

ATFM Delay in minutes as a result of ATFM measures of selected European FMPs.

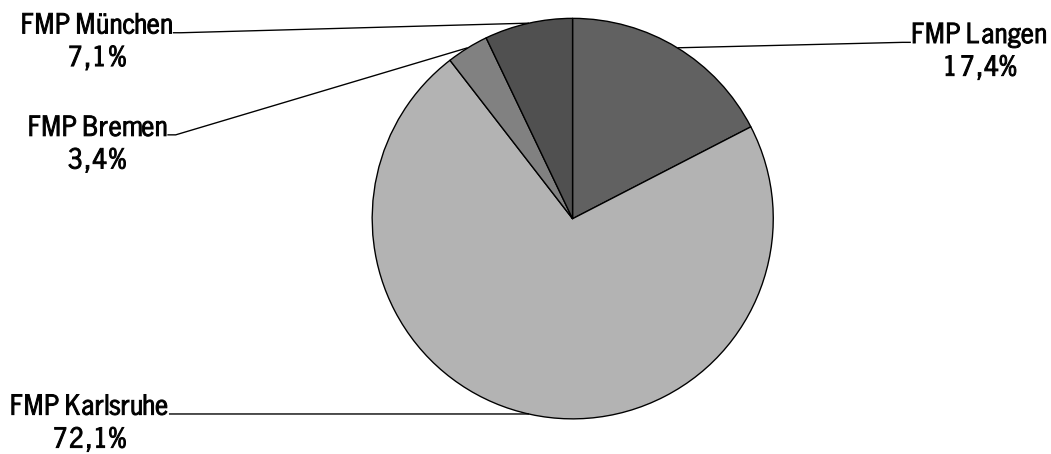
ATFM Delay: difference in time between estimated take-off time (ETOT) and calculated take-off time (CTOT) of the CFMU.

Percentage of German FMPs: 5.605.928 = 21,9% minutes of total delay of 25.627.605 minutes

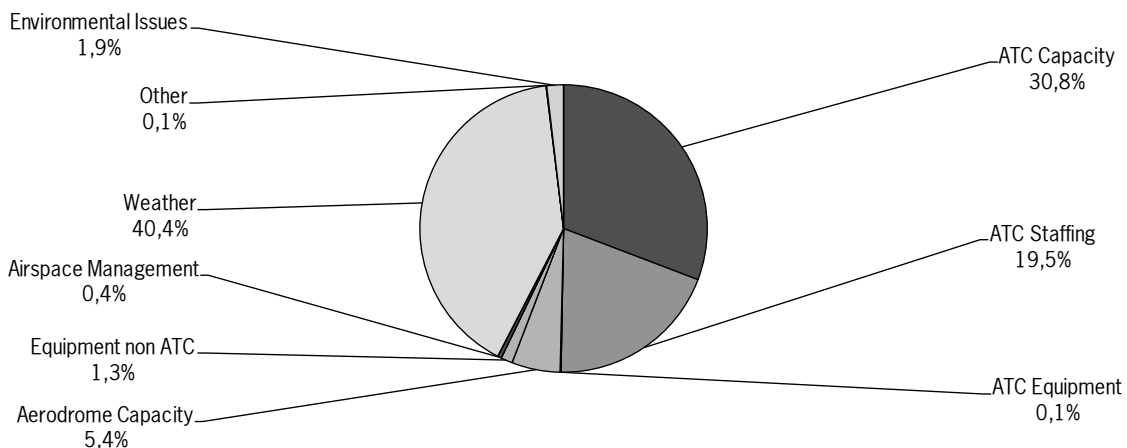


Percentage of German "ATFM delay" attributable to different FMPs

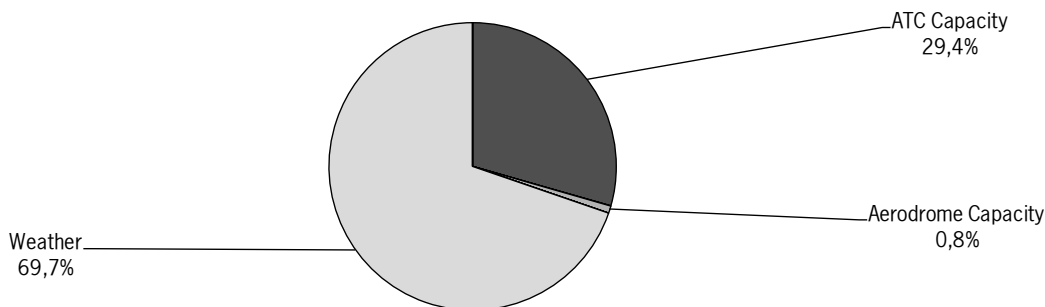
(Data Source: DFS CC-FC, based on FMP reports)



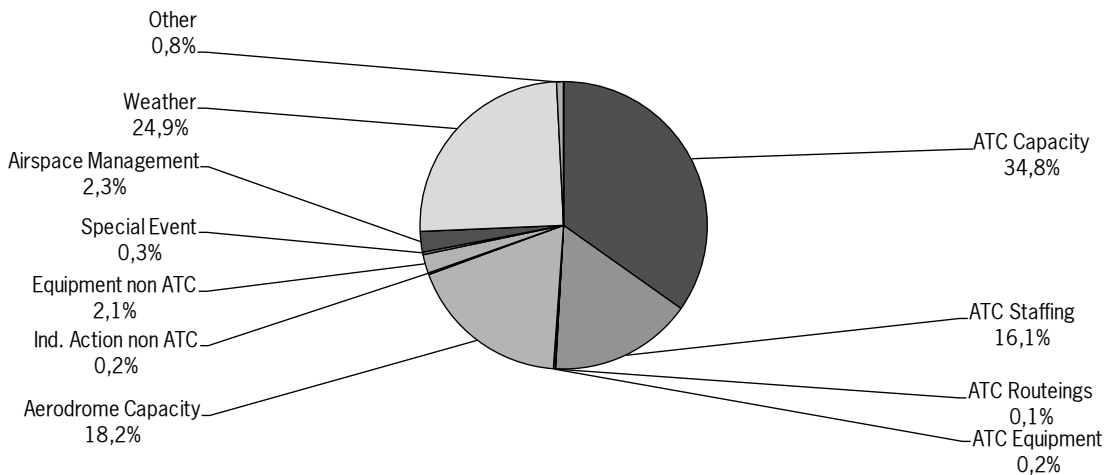
**FMP
Langen**



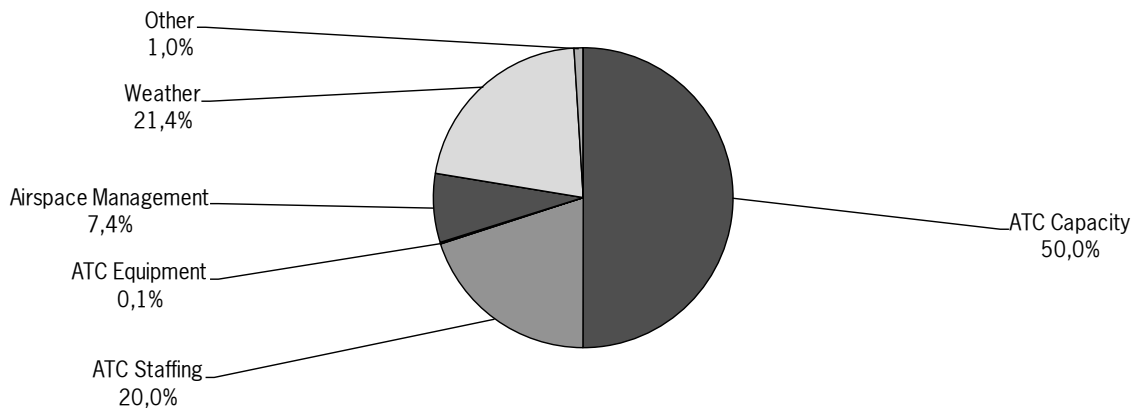
**FMP
München**



**FMP
Bremen**

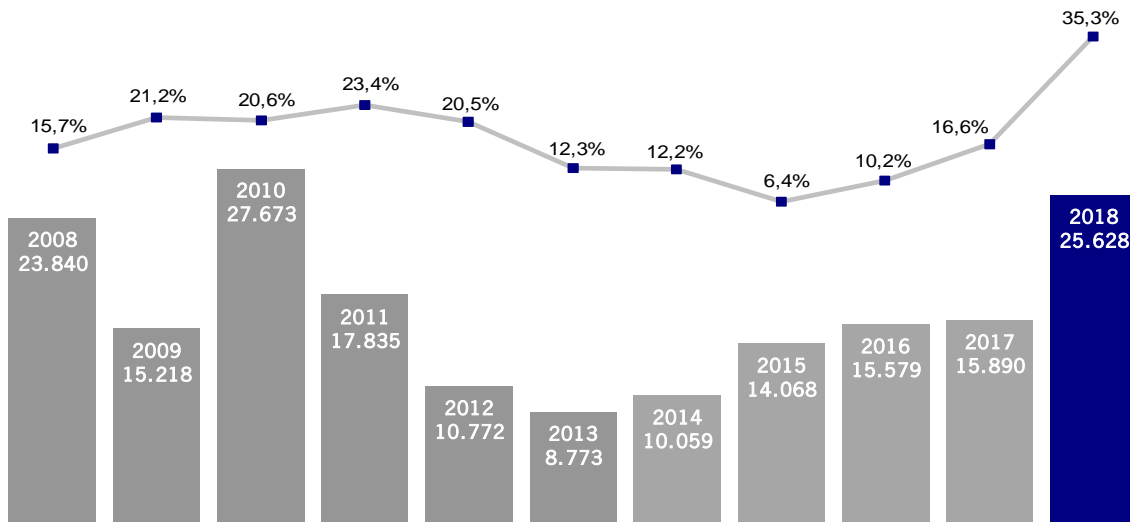


FMP
Karlsruhe

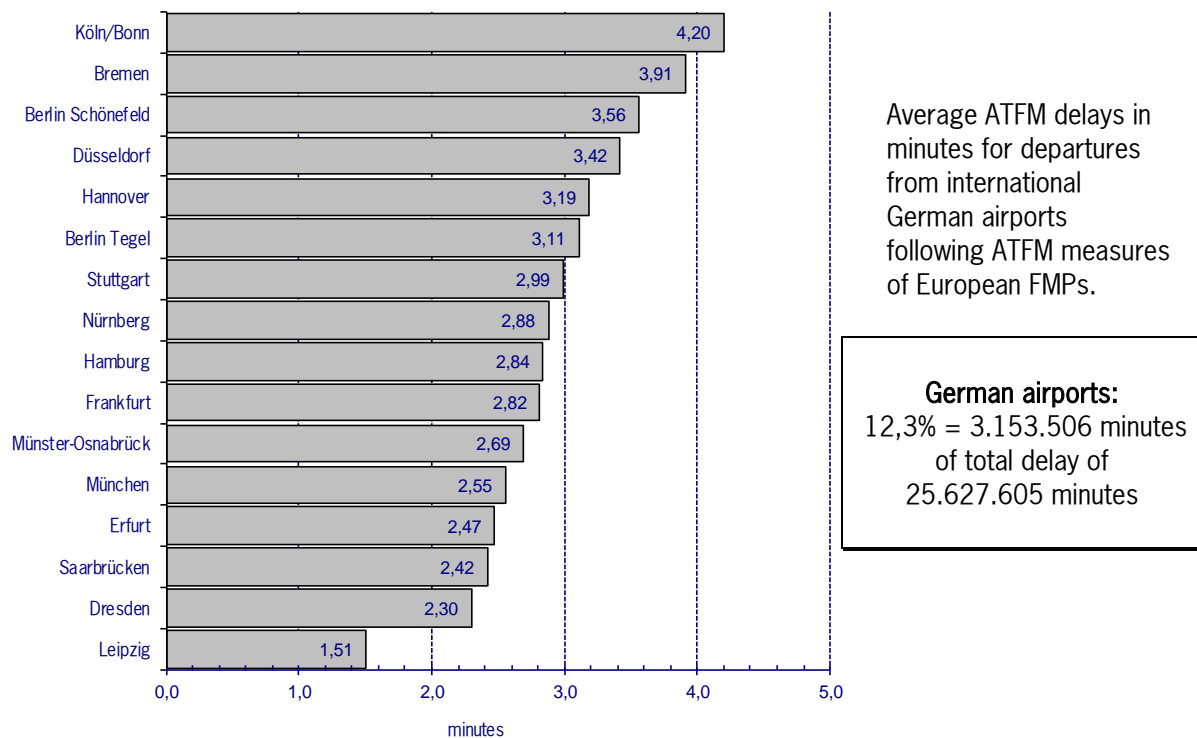


Development and share of "ATFM delays" attributable to German FMPs
(Data Source: CFMU statistics)

ATFM delays (in thousands of minutes) and percentages of ATFM delays attributable to ATFM measures.

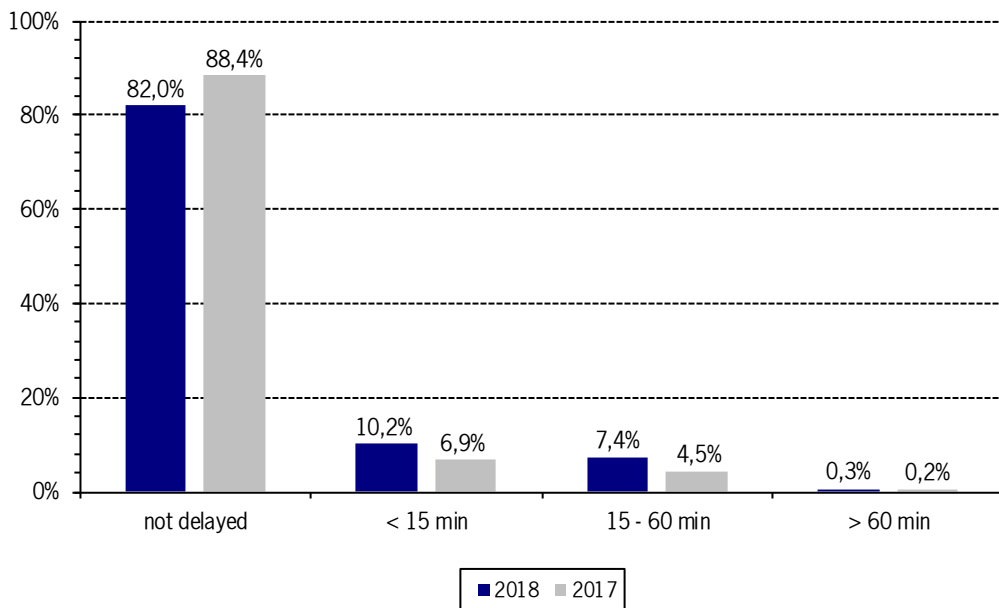


ATFM departure delay at international German airports (Data Source: CFMU statistics)



ATFM departure delays at international German airports (Data Source: CFMU statistics)

Percentage of ATFM delays for flights departing from international German airports attributable to ATFM measures of German FMPs in categories. The delays are distributed in 3 categories.



ATFM Arrival Delay

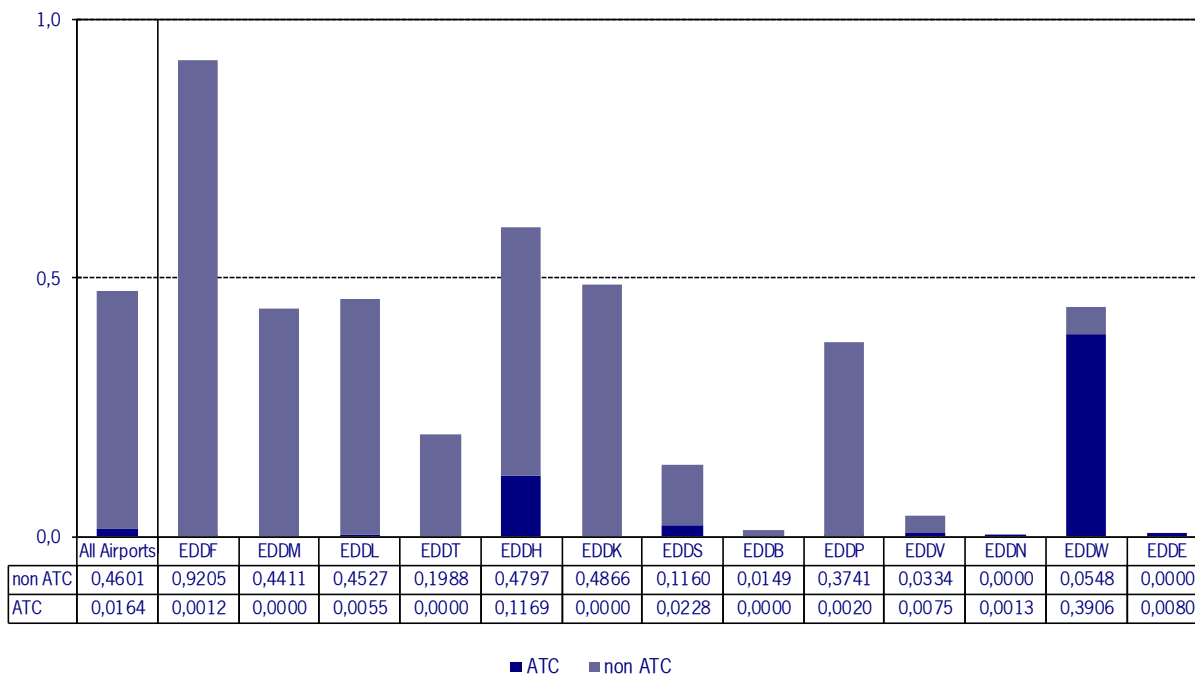
(Data Source: CFMU statistics, DFS LIZ)

ATFM Arrival Delay with reference to the relevant Airport, in minutes per IFR Arrival.

ATFM Arrival Delay:

sum of all arrival ATFM delay divided by the sum of all inbound flights for the particular traffic volume

ATFM Arrival Delay



Please note: The ATFM Delay data are provided by CFMU statistics. Due to internal distribution of the ATFM Delay, data are modified by CC/FC and TWR/M. The inbound flight information is based on LIZ statistics.

* All Airports means all international German Airports

Berlin Schönefeld (EDDB), Berlin Tegel (EDDT), Bremen (EDDW), Dresden (EDDC), Düsseldorf (EDDL), Erfurt (EDDE), Frankfurt (EDDF), Hamburg (EDDH), Hannover (EDDV), Köln/Bonn (EDDK), Leipzig (EDDP), München (EDDM), Münster-Osnabrück (EDDG), Nürnberg (EDDN), Saarbrücken (EDDR), Stuttgart (EDDS)