



DFS Deutsche Flugsicherung

# LIZ

Situation and Information Centre

## ATFM delay report

October 2018

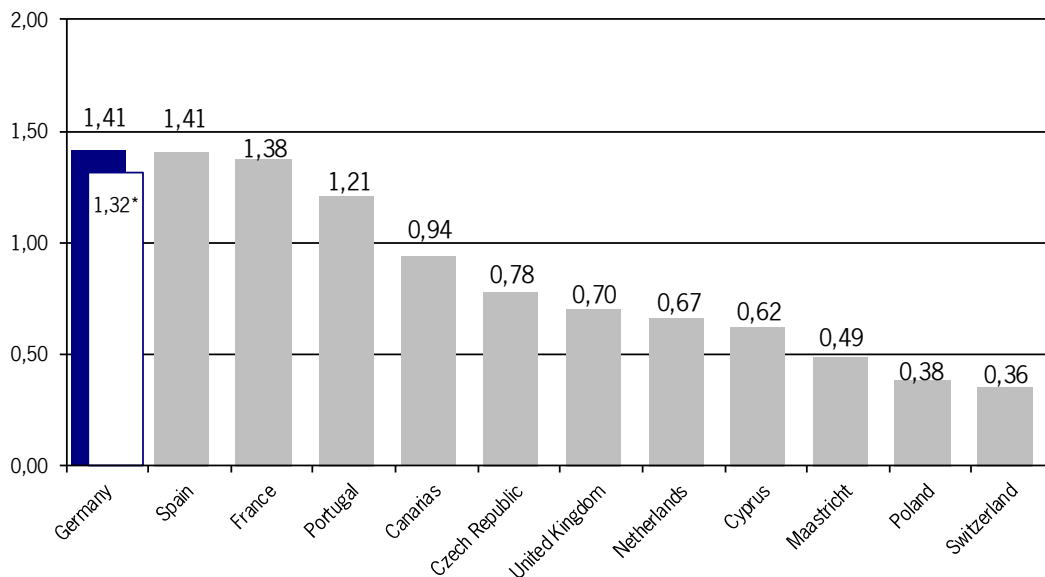
### Air Traffic Flow Management (ATFM) delay ATFM measures in Europe (Data source: NM statistics)

|                   | October 2018 |       | October 2017 |       | Trend 18/17 |
|-------------------|--------------|-------|--------------|-------|-------------|
| Total flights     | 985.198      |       | 946.694      |       | 4,1%        |
| Regulated flights | 209.823      | 21,3% | 145.709      | 15,4% | 44,0%       |
| Delayed flights   | 113.645      | 11,5% | 73.414       | 7,8%  | 54,8%       |

**Total flights** Number of flight plans having been activated in the EUROCONTROL NM TACT system  
**Regulated flights** Number of flights / percentage of flights with SLOT allocation (with & without delay)  
**Delayed flight** Number of flights / percentage of flights subject to delays due to ATFM measures  
**Trend column** The percentages show the changes compared to the corresponding period last year.

### ATFM delay per flight (Data Source: NM statistics)

Average ATFM delay per flight in minutes attributable to national FMP's



\*caused by ATC  
(source: DFS OC/FC, based on FMP reports)

### ATFM delay as a result of ATFM measures

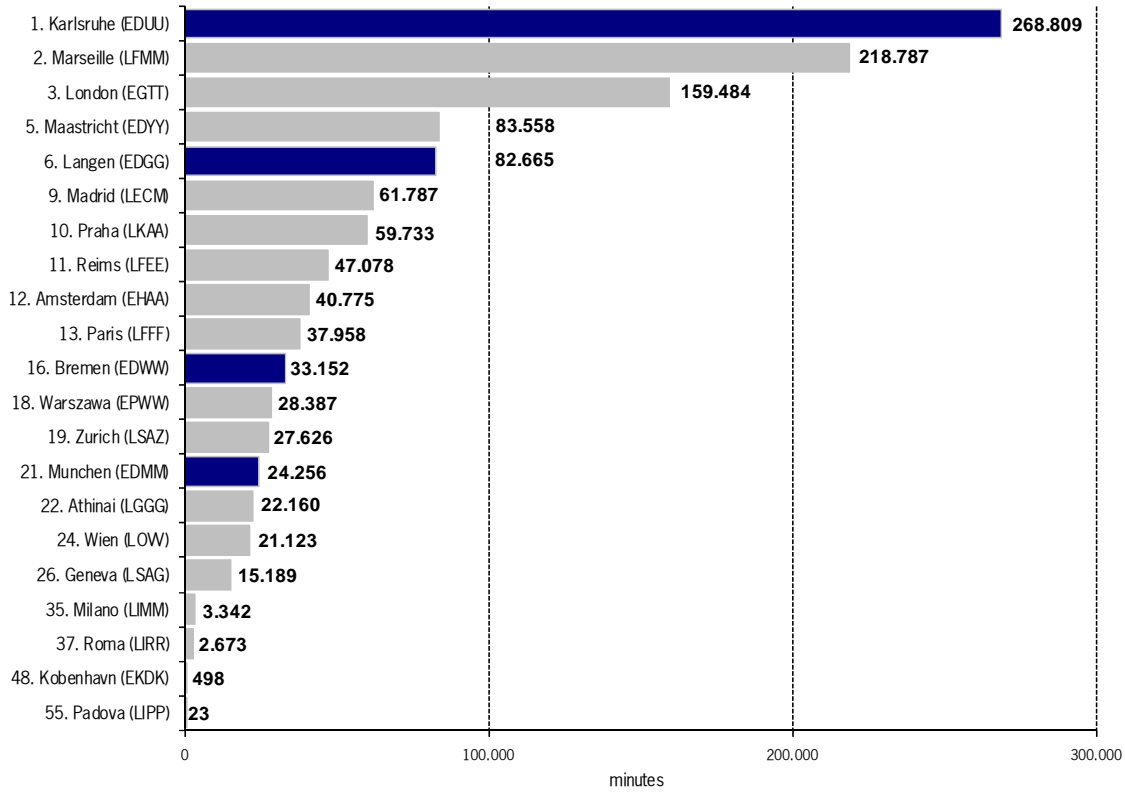
(Data source: NM statistics)

ATFM delay in minutes as a result of ATFM measures of selected European FMPs.

*ATFM delay:*

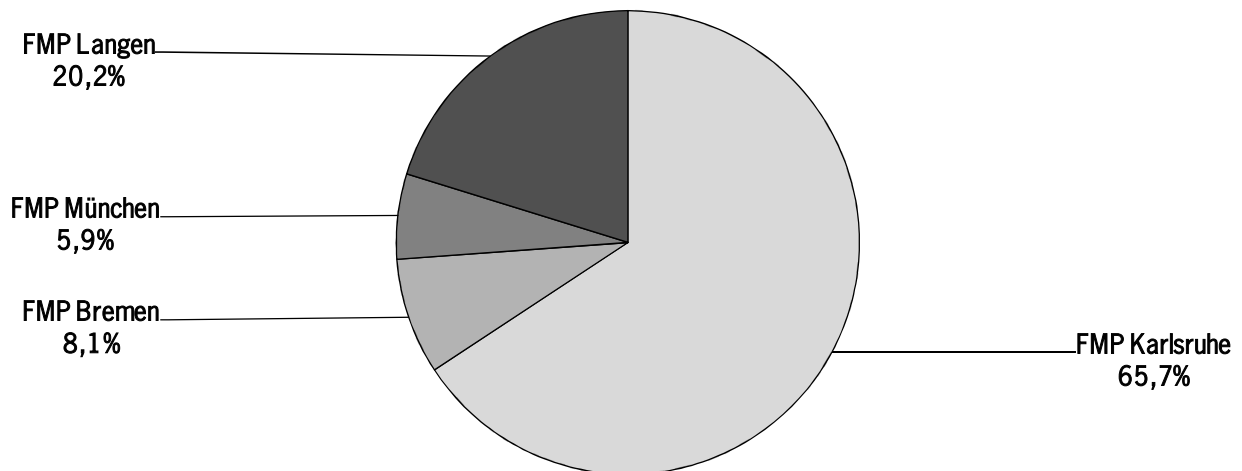
*Time difference between estimated take-off time (ETOT) and calculated take-off time (CTOT) of the NM*

**Percentage of German FMPs: 22,9% = 408.882 minutes of total delay of 1.786.986 minutes**

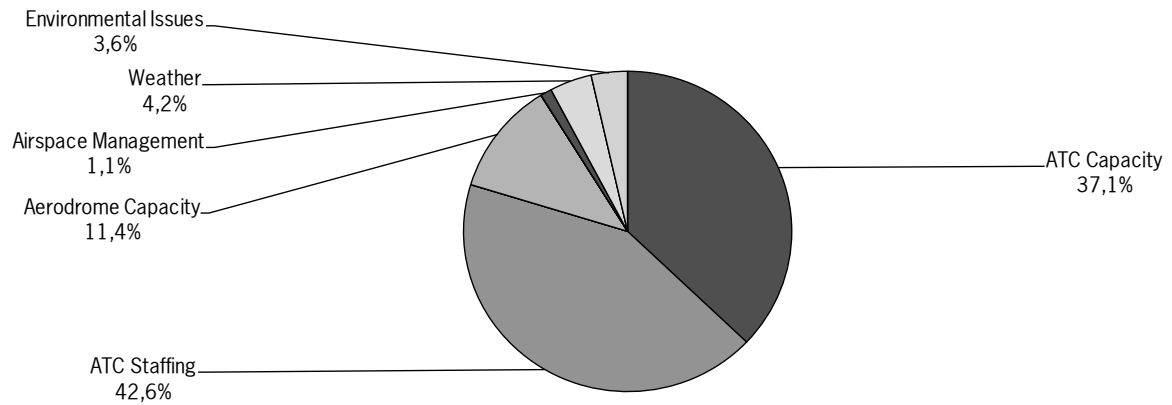


### Percentage of German ATFM delay attributable to different FMPs

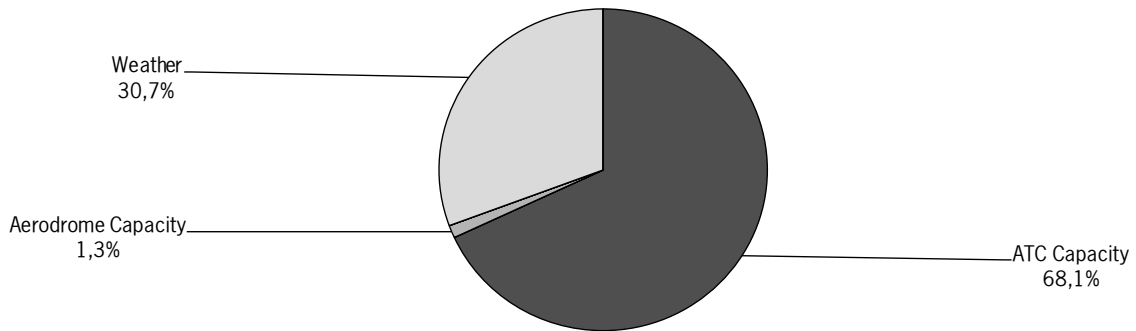
(Data Source: DFS CC-FC, based on FMP reports)



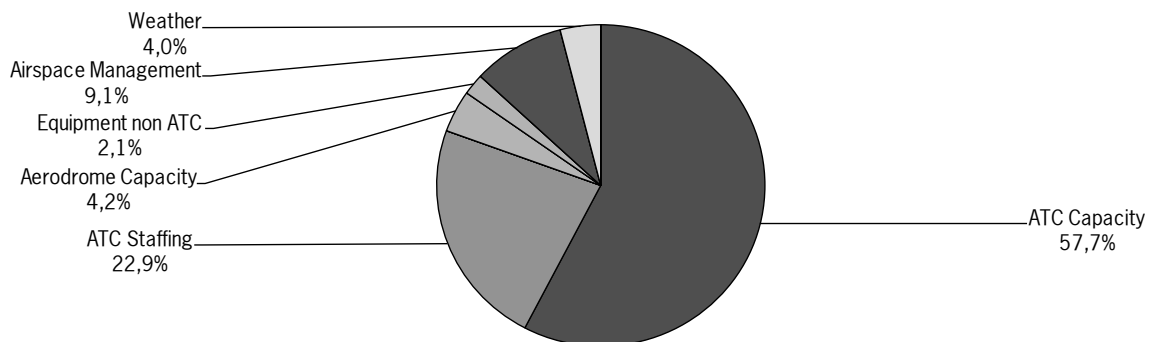
**FMP  
Langen**



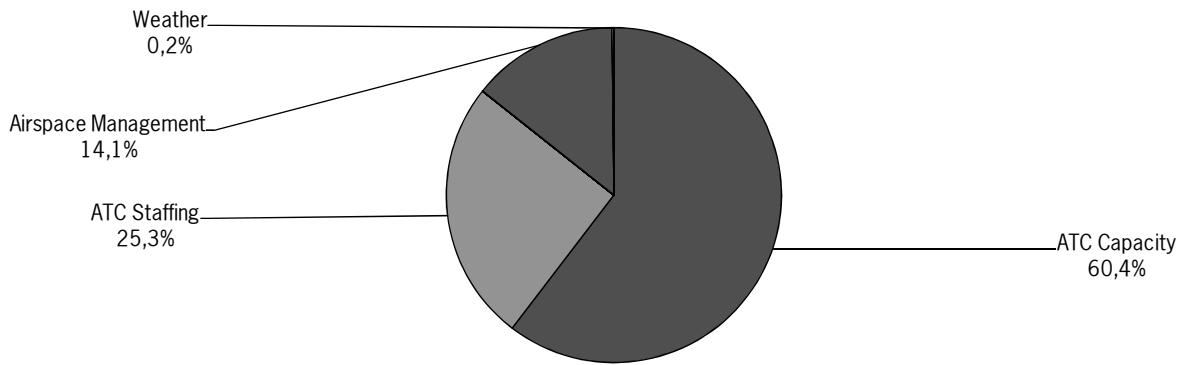
**FMP  
München**



**FMP  
Bremen**

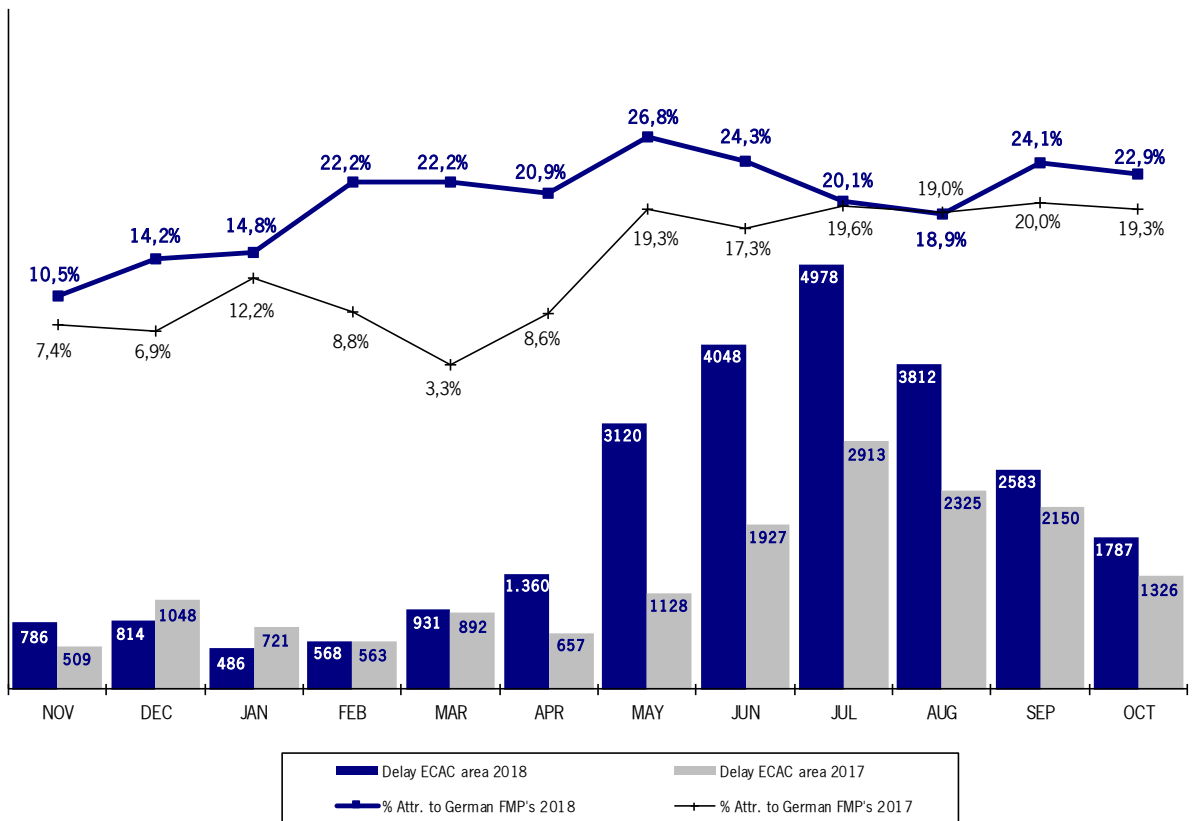


FMP  
Karlsruhe



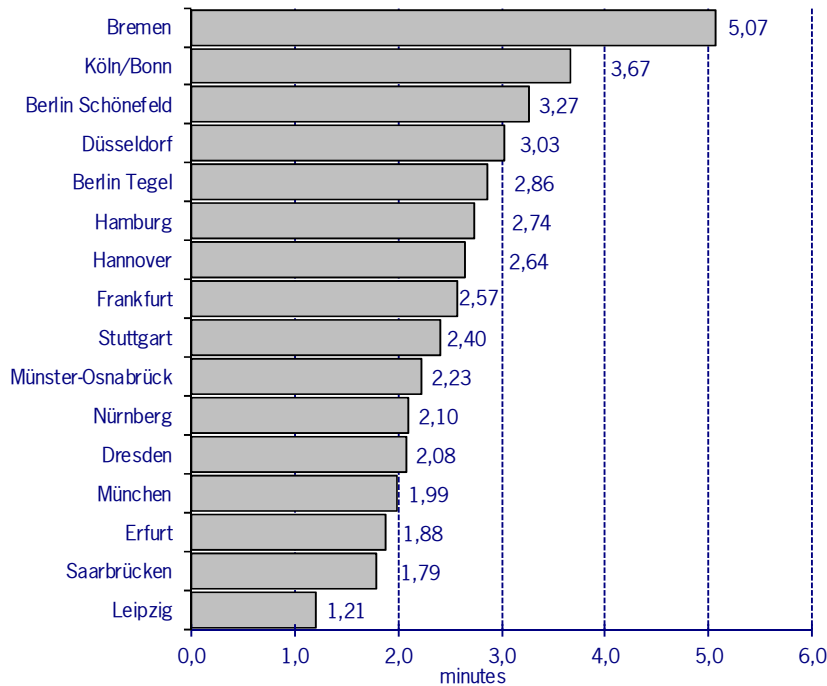
**Development and share of ATFM delays attributable to German FMP's**  
(Data source: NM statistics)

ATFM delays (in thousands of minutes) and percentages of ATFM delays attributable to ATFM measures.



### ATFM departure delays at international German airports

(Data Source: NM statistics)



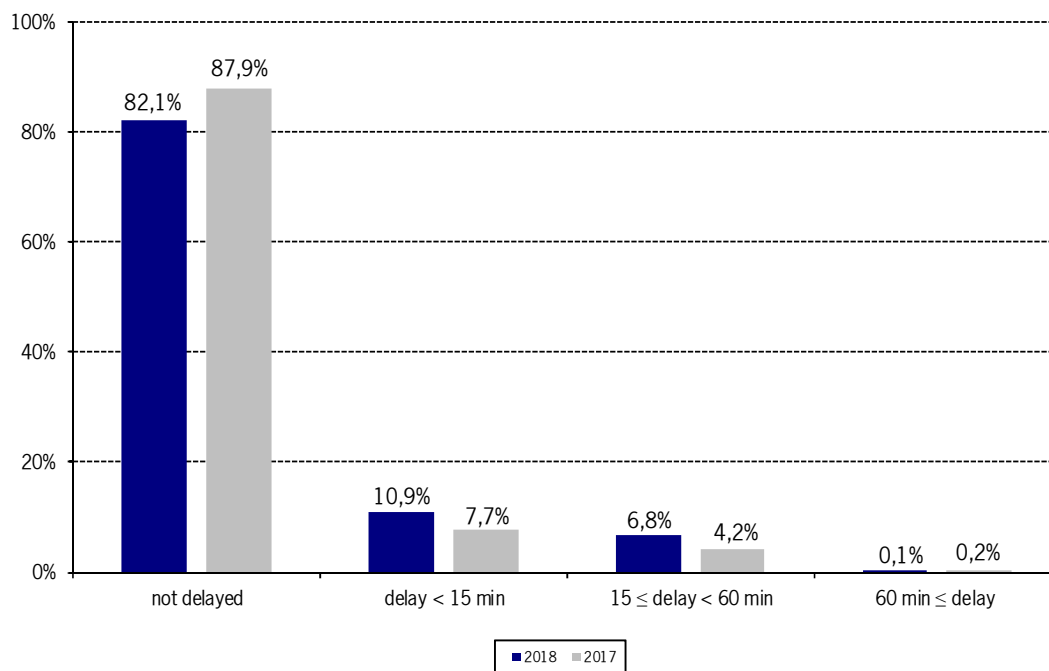
Average ATFM delays in minutes for departures from international German airports following ATFM measures of European FMP's.

**German airports:**  
14,7% = 262.911 minutes of the total delay of 1.786.986 minutes

### ATFM departure delays at international German airports

(Data source: NM statistics)

Percentage of ATFM delays for flights departing from international German airports attributable to ATFM measures in categories. The delays are distributed in 3 categories.



## ATFM Arrival Delay

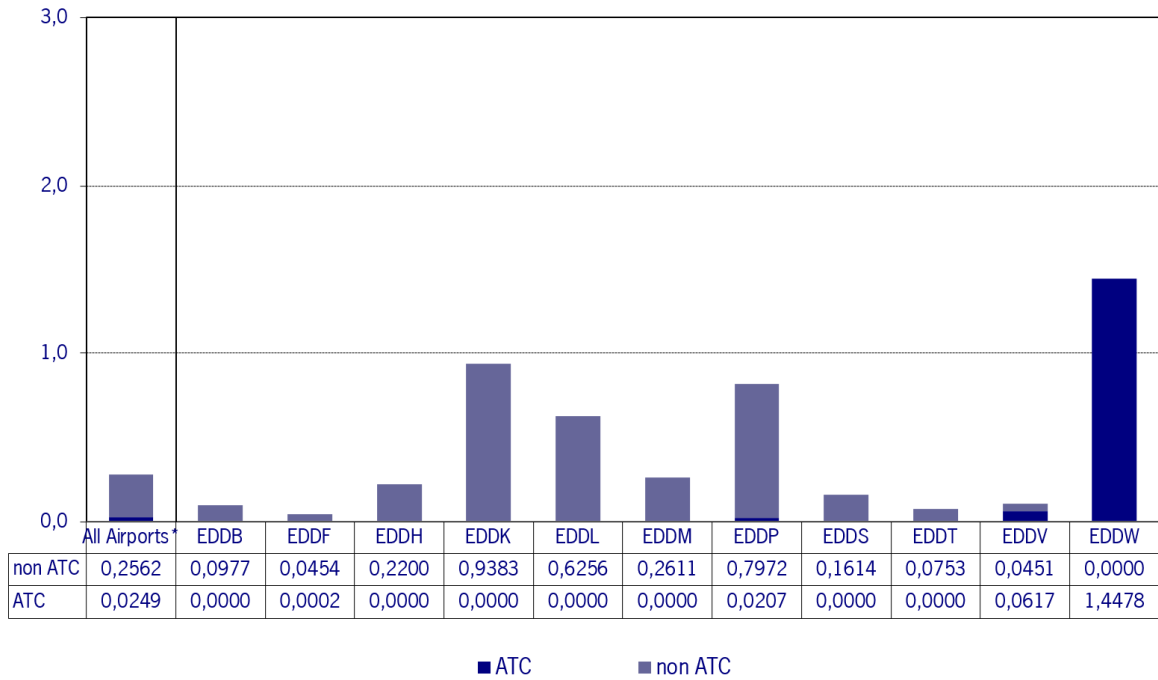
(Data Source: NM statistics, DFS LIZ)

ATFM Arrival Delay with reference to the relevant Airport, in minutes per IFR Arrival.

*ATFM Arrival Delay:*

*sum of all arrival ATFM delay divided by the sum of all inbound flights for the particular traffic volume*

**ATFM Arrival Delay**



Please note: The ATFM delay data are provided by NM statistics. Due to internal distribution of the ATFM delay, data are modified by CC/FC and TWR/M. The inbound flight information is based on LIZ statistics.

\* All Airports means all international German Airports  
 Berlin Schönefeld (EDDB), Berlin Tegel (EDDT), Bremen (EDDW), Dresden (EDDC), Düsseldorf (EDDL), Erfurt (EDDE), Frankfurt (EDDF), Hamburg (EDDH), Hannover (EDDV), Köln/Bonn (EDDK), Leipzig (EDDP), München (EDDM), Münster-Osnabrück (EDDG), Nürnberg (EDDN), Saarbrücken (EDDR), Stuttgart (EDDS)