



DFS Deutsche Flugsicherung

LIZ

Situation and Information Centre

ATFM delay report

April 2019

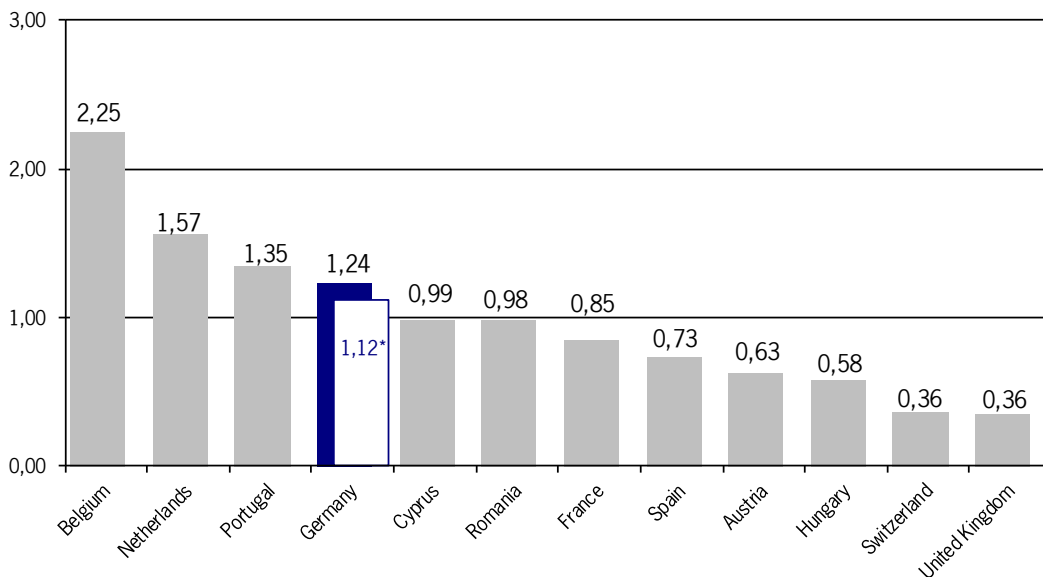
Air Traffic Flow Management (ATFM) delay ATFM measures in Europe (Data source: NM statistics)

	April 2019		April 2018		Trend 19/18
Total flights	908.661		896.037		1,4%
Regulated flights	183.230	20,2%	164.561	18,4%	11,3%
Delayed flights	93.243	10,3%	83.234	9,3%	12,0%

Total flights Number of flight plans having been activated in the EUROCONTROL NM TACT system
Regulated flights Number of flights / percentage of flights with SLOT allocation (with & without delay)
Delayed flight Number of flights / percentage of flights subject to delays due to ATFM measures
Trend column The percentages show the changes compared to the corresponding period last year.

ATFM delay per flight (Data Source: NM statistics)

Average ATFM delay per flight in minutes attributable to national FMP's



*caused by ATC
(source: DFS CC/FC, based on RMP reports)

ATFM delay as a result of ATFM measures

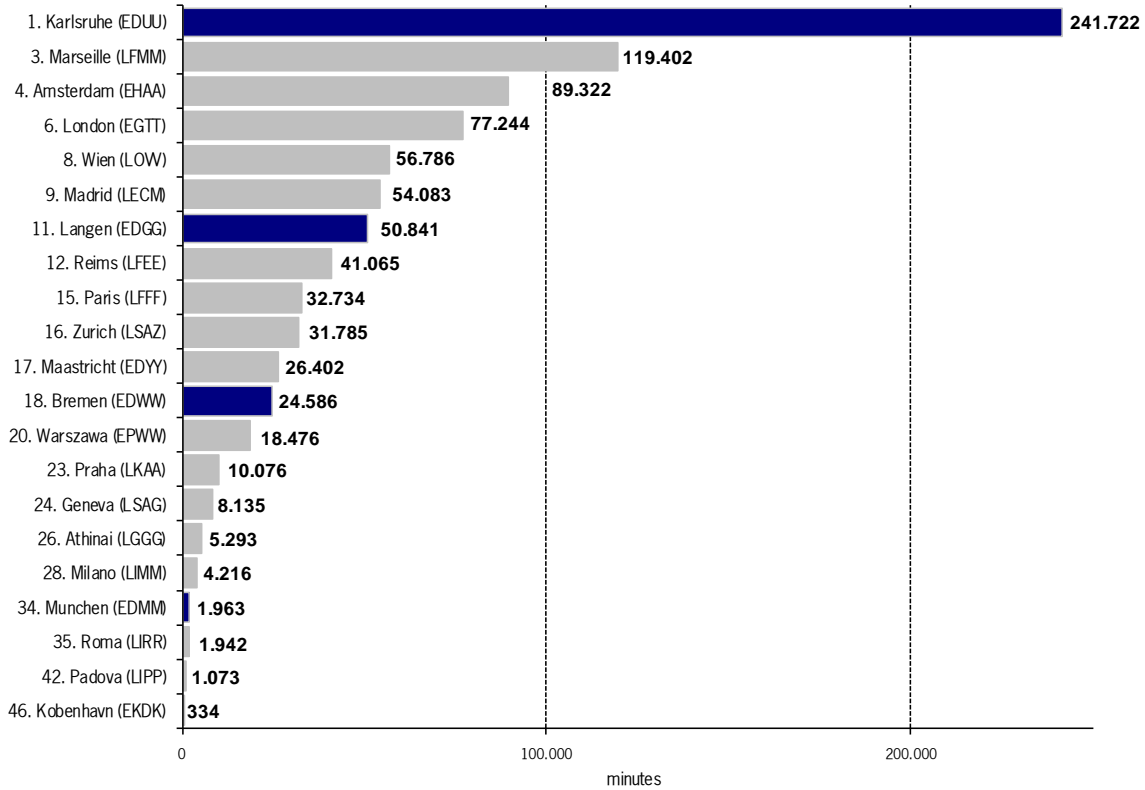
(Data source: NM statistics)

ATFM delay in minutes as a result of ATFM measures of selected European FMPs.

ATFM delay:

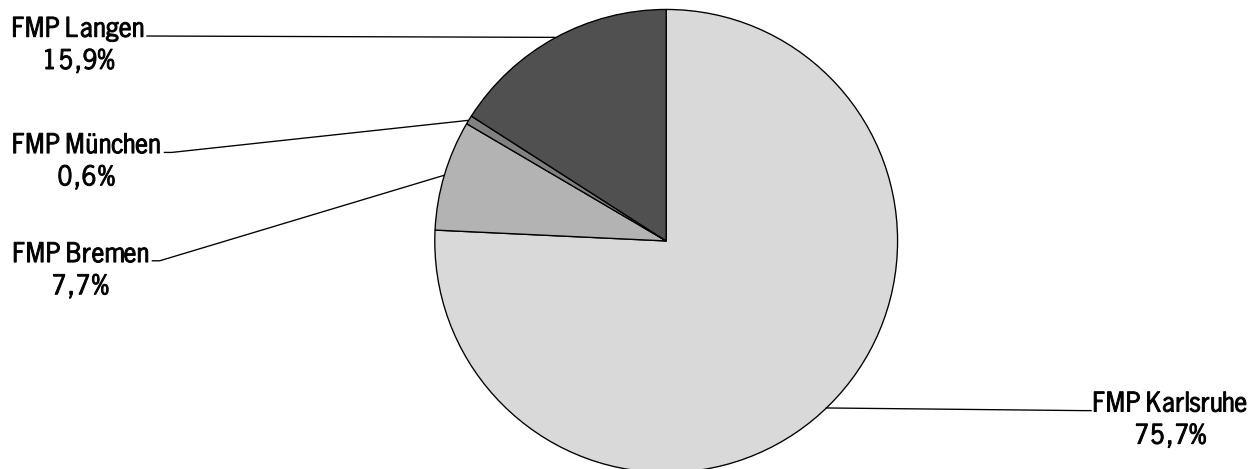
Time difference between estimated take-off time (ETOT) and calculated take-off time (CTOT) of the NM

Percentage of German FMPs: 23,0% = 319.112 minutes of total delay of 1.386.133 minutes

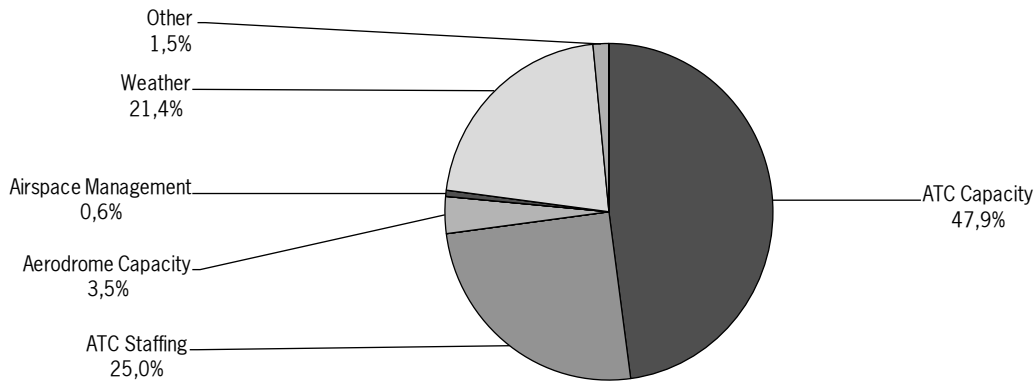


Percentage of German ATFM delay attributable to different FMPs

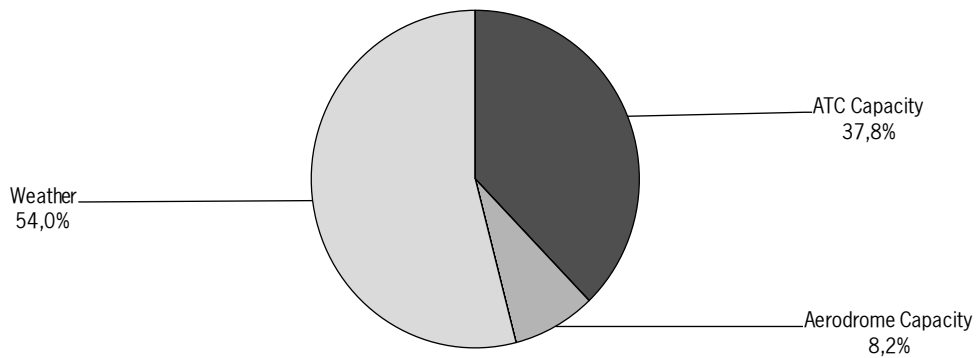
(Data Source: DFS CC-FC, based on FMP reports)



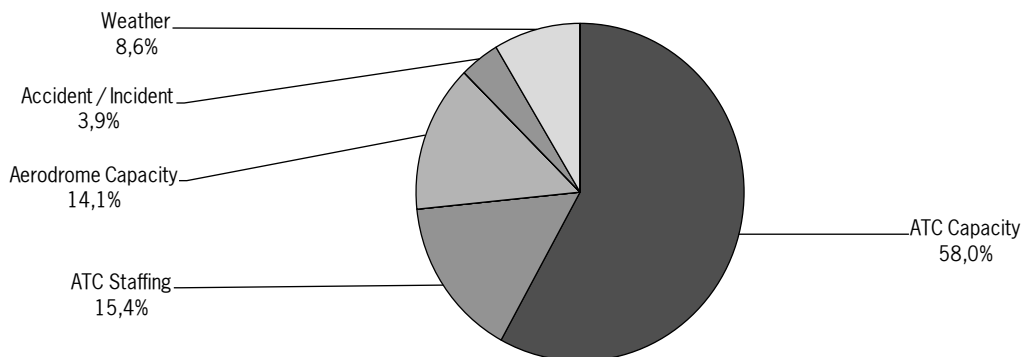
**FMP
Langen**



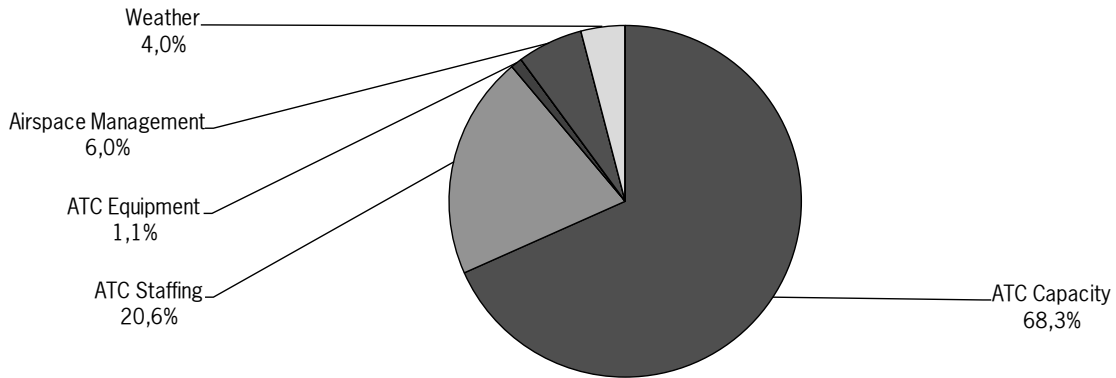
**FMP
München**



**FMP
Bremen**

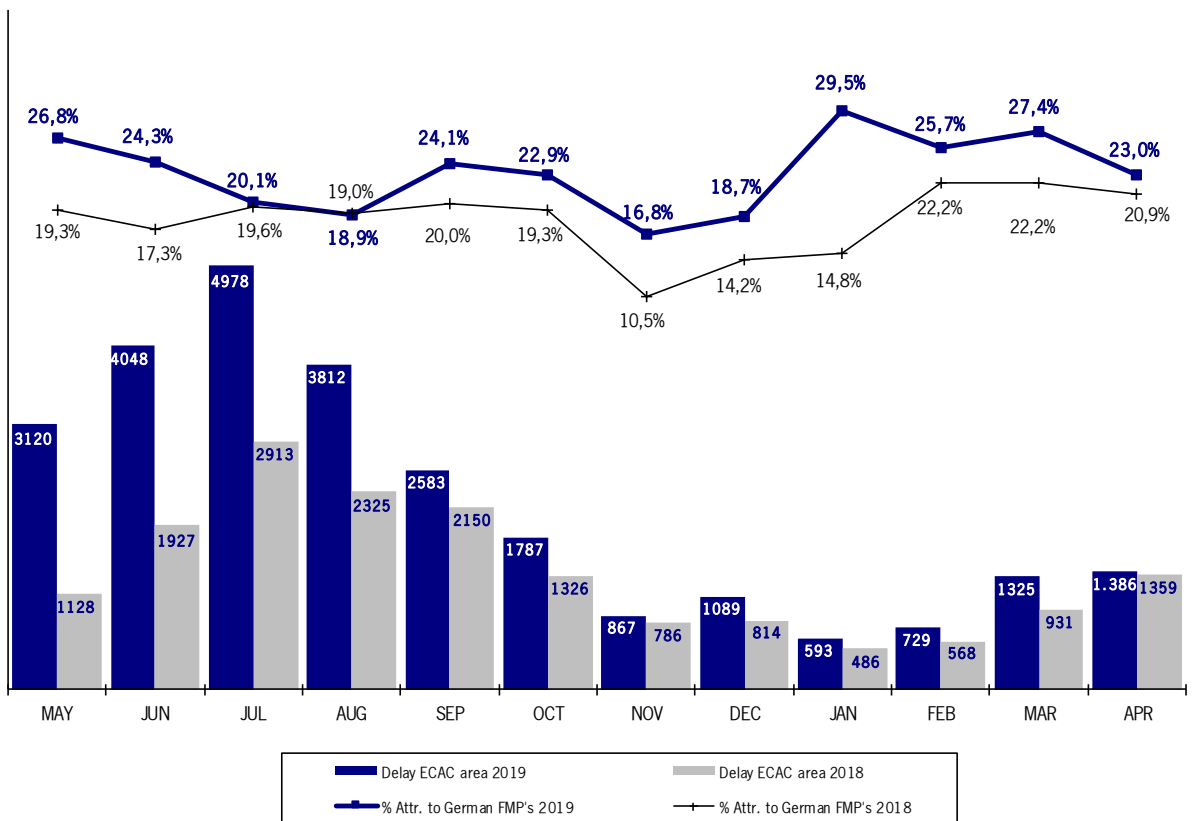


FMP
Karlsruhe



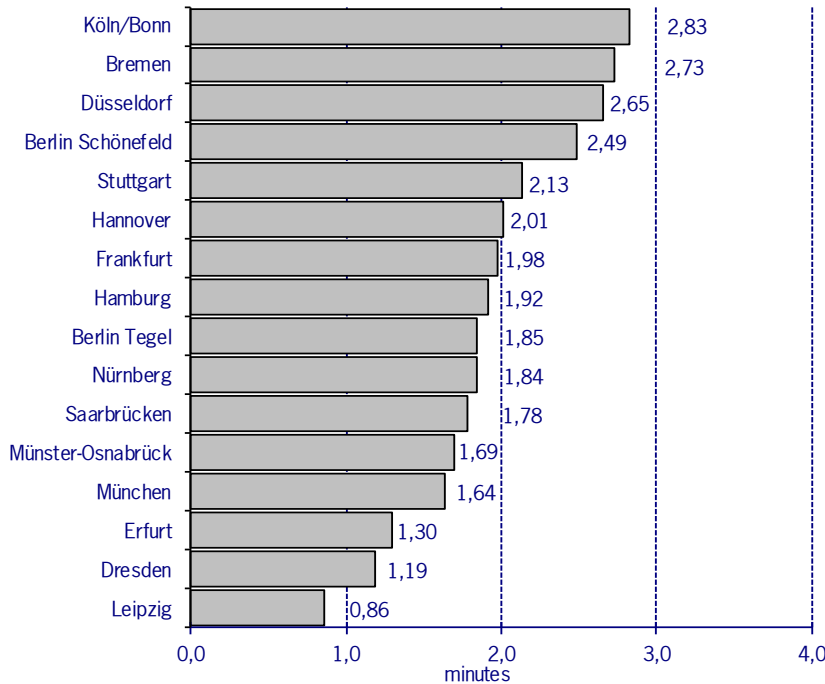
Development and share of ATFM delays attributable to German FMP's
(Data source: NM statistics)

ATFM delays (in thousands of minutes) and percentages of ATFM delays attributable to ATFM measures.



ATFM departure delays at international German airports

(Data Source: NM statistics)



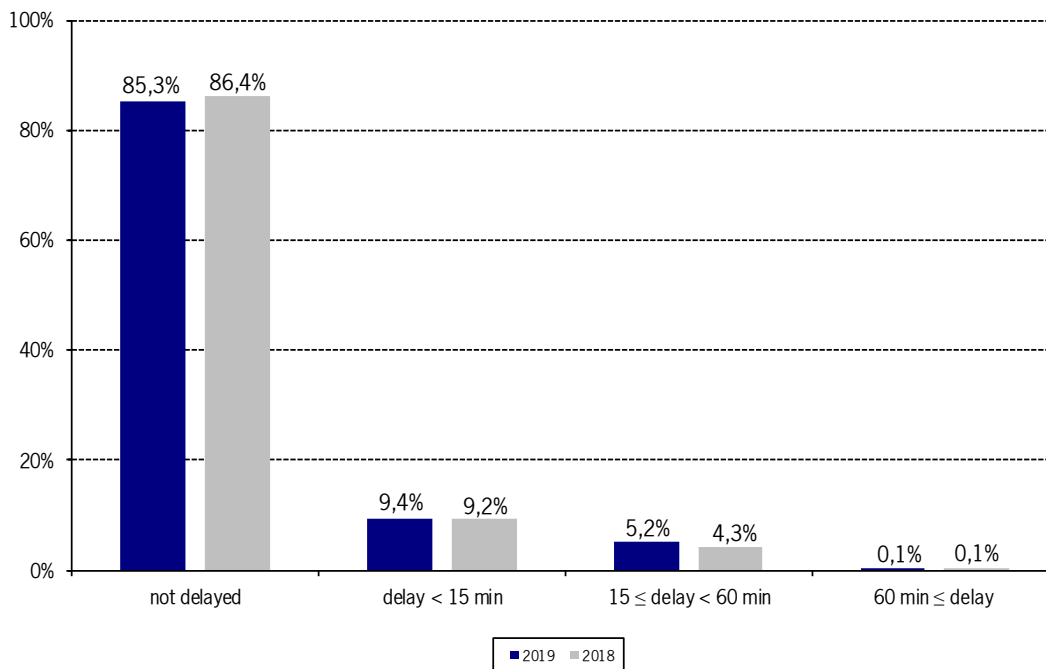
Average ATFM delays in minutes for departures from international German airports following ATFM measures of European FMP's.

German airports:
 12,9% = 178.254 minutes of the total delay of 1.386.133 minutes

ATFM departure delays at international German airports

(Data source: NM statistics)

Percentage of ATFM delays for flights departing from international German airports attributable to ATFM measures in categories. The delays are distributed in 3 categories.



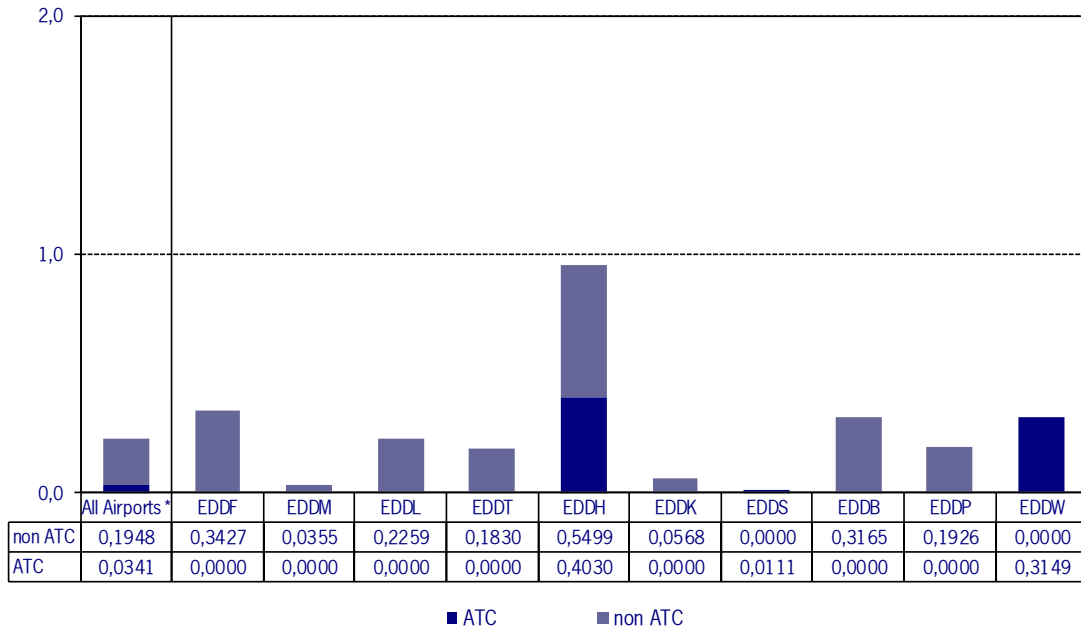
ATFM Arrival Delay
(Data Source: NM statistics, DFS LIZ)

ATFM Arrival Delay with reference to the relevant Airport, in minutes per IFR Arrival.

ATFM Arrival Delay:

sum of all arrival ATFM delay divided by the sum of all inbound flights for the particular traffic volume

ATFM Arrival Delay



Please note: The ATFM delay data are provided by NM statistics. Due to internal distribution of the ATFM delay, data are modified by CC/FC and TWR/M. The inbound flight information is based on LIZ statistics.

* All Airports means all international German Airports
 Berlin Schönefeld (EDDB), Berlin Tegel (EDDT), Bremen (EDDW), Dresden (EDDC), Düsseldorf (EDDL), Erfurt (EDDE), Frankfurt (EDDF), Hamburg (EDDH), Hannover (EDDV), Köln/Bonn (EDDK), Leipzig (EDDP), München (EDDM), Münster-Osnabrück (EDDG), Nürnberg (EDDN), Saarbrücken (EDDR), Stuttgart (EDDS)